

## Libella® Wall-Mount M IoT-Enabled ECOPOWER® Faucet

### FEATURES

- Wireless Communication
- Connects seamlessly with Georgia-Pacific's (GP) KOLO™ Smart Monitoring System and through an API to facilities monitoring platforms
- Service agreement with GP required to enable IoT or Smart Features
- ECOPOWER faucet's operation is independent of its IoT capability
- Some of the IoT-enabled Smart Features include: failure detection, usage, water consumption, and battery/capacitor charge
- Self-generating hydropowered ECOPOWER system
- No minimum daily usage requirement
- Micro-sensor positioned underneath the spout head for accurate hand detection ensuring smooth and consistent water distribution
- Vandal resistant aerator housing
- Durable chrome plated spout body
- Wall-mount installation
- Kit includes spout body, controller box, and mounting hardware - less supply lines
- Aerated flow
- Equipped with 1.0 gpm flow control



### PRODUCT SPECIFICATION

TOTO Model # \_\_\_\_\_ Product shall have hydropowered self-generating, ECOPOWER System. Product shall have vandal resistant aerator. The faucet shall have maximum of 60 seconds on-demand flow (1.0 gpm) or 10 seconds on-demand flow (0.18gpc). Product shall have anti-scald shape memory alloy thermostatic mixing valve (-ET models only). Product shall have self-adjusting sensor.

### CODES/STANDARDS

- Operates below federally mandated consumption limit of 0.25gpc
  - Complies to California Green Building Code/ CALGreen of 0.20gpc
  - Meets or exceeds ASME A112.18.1/CSA B125.1, and NSF 372
  - FCC compliant to Part 15
  - Certifications: IAPMO(cUPC), California Energy Commission (CEC) State of Massachusetts, and others
  - Complies with Federal and State statutes as low-lead (contains a weighted average of 0.25% lead or less)
  - Complies with City of Los Angeles Water Efficiency Ordinance
  - ADA compliant
  - Complies with CA Prop 65 warning requirements
- \* For codes and standards of mixing valves TLM10 and TLT10R, please refer to corresponding product spec sheets.

### MODELS

- TEL1D1i2-D60E#CP**
  - TELS1D1 (Libella Wall-Mount M Spout)
  - TELC101i2-D60E (Controller: 1.0gpm, 60 sec on-demand)
- TEL1D1i2-D60EM#CP
  - **TEL1D1i2-D60E#CP** (Libella Wall-Mount M Spout Kit)
  - TLM10 (Mixing Valve)
- TEL1D1i2-D60ET#CP
  - **TEL1D1i2-D60E#CP** (Libella Wall-Mount M Spout Kit)
  - TLT10R (Thermostatic Mixing Valve)
- TEL1D1i2-D10E#CP**
  - TELS1D1 (Libella Wall-Mount M Spout)
  - TELC101i2-D10E (Controller: 0.18gpc, 10 sec on-demand)
- TEL1D1i2-D10EM#CP
  - **TEL1D1i2-D10E#CP** (Libella Wall-Mount M Spout Kit)
  - TLM10 (Mixing Valve)
- TEL1D1i2-D10ET#CP
  - **TEL1D1i2-D10E#CP** (Libella Wall-Mount M Spout Kit)
  - TLT10R (Thermostatic Mixing Valve)



# TEL1D1i2 Series

## Libella® Wall-Mount M IoT-Enabled ECOPOWER® Faucet

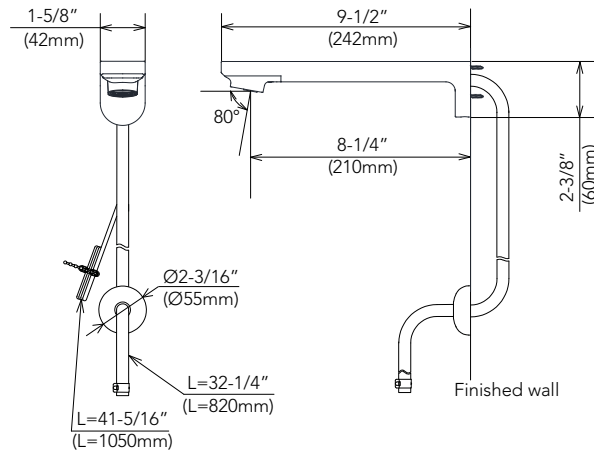
### SPECIFICATIONS

<b>Power Supply</b>	ECOPOWER	
<b>Sensor Detection Range</b>	5-1/8" - 7-7/8" (130 - 200mm) Sensor is self-adjusting	
<b>Water Supply Pressure</b>	Min (Dynamic/Flowing) Pressure: 15psi (100kPa) Max (Static) Pressure: 80 psi (551kPa)	
<b>Water Supply</b>	G1/2 (1/2 NPSM compatible)	
<b>Inlet Temperature Range</b>	39-110°F(4-42°C)	
<b>Ambient Temperature</b>	32-104°F(0-40°C)	
<b>Humidity</b>	Max. 90% RH	
<b>Flow Rate</b>	D10E	0.18 gpc* - max 10 second On-Demand** (0.18 gpc = 1.0 gpm x 10/60 seconds) Equipped with 1.0 gpm flow control
	D60E	1.0 gpm
<b>Warranty</b>	Three years	

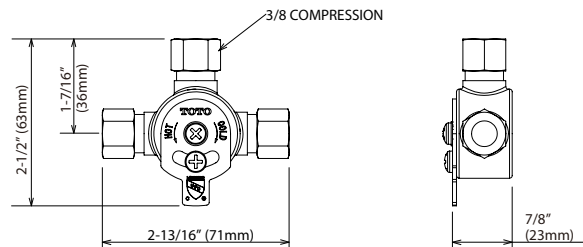
\*Gallons per cycle (gpc) is the amount of water per usage cycle .

\*\* On-demand refers to the way in which the water is dispersed (i.e.; water is only dispersed when the sensor is activated by the user as needed).

### Libella Wall-Mount M



### Available Mixing Valves



Hot/Cold Mixing Tee (TLM10)

### NOTE

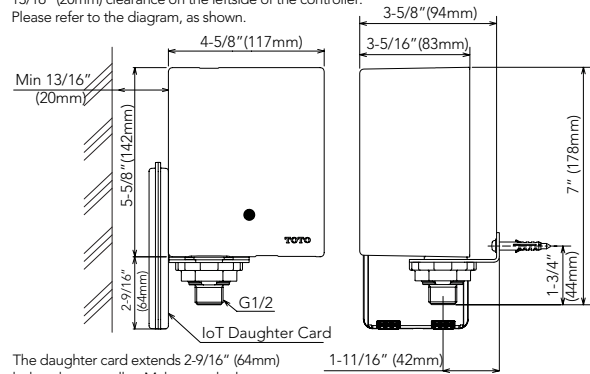
Following the federal mandate for water efficiency outlined in the Environmental Protection Act of 1992, faucets can be rated for water consumption based on two categories: Flow Rate and Water Consumption. TOTO uses the water consumption standard because it is the most accurate method of measuring water use. TOTO faucets also comply with the CALGreen Guideline of water usage.

### Water Saving

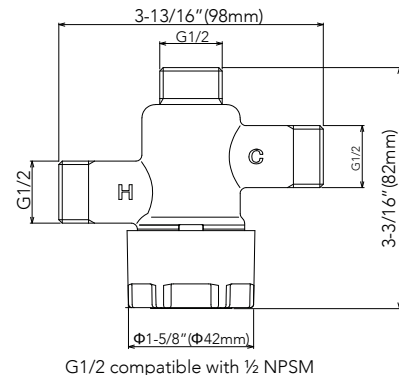
On-Demand [10 sec.] faucet (0.18gpc)  
28% less than Federal Standard (0.25gpc)  
10% less than CAL Green (0.20gpc)

### Controller

The IoT daughter card installation requires minimum 13/16" (20mm) clearance on the leftside of the controller. Please refer to the diagram, as shown.



The daughter card extends 2-9/16" (64mm) below the controller. Make sure the bottom of the daughter card doesn't hit any obstacles.



Thermostatic Mixing Valve (TLT10R)

**TOTO**

These dimensions and specifications are subject to change without notice