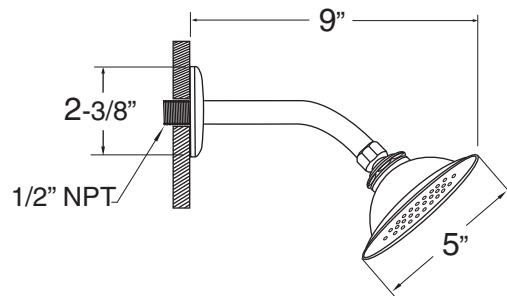
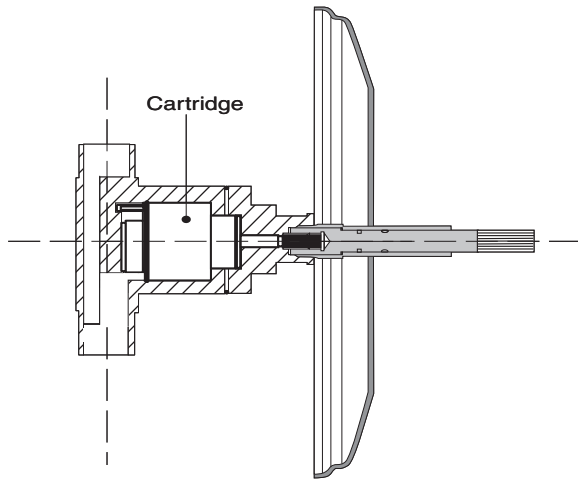


Features:

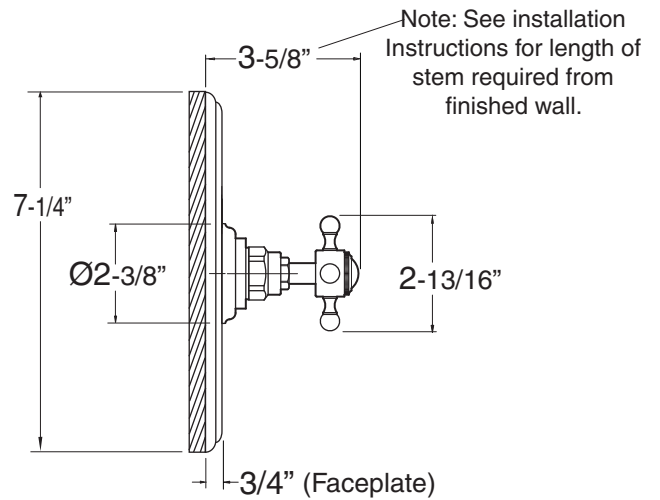
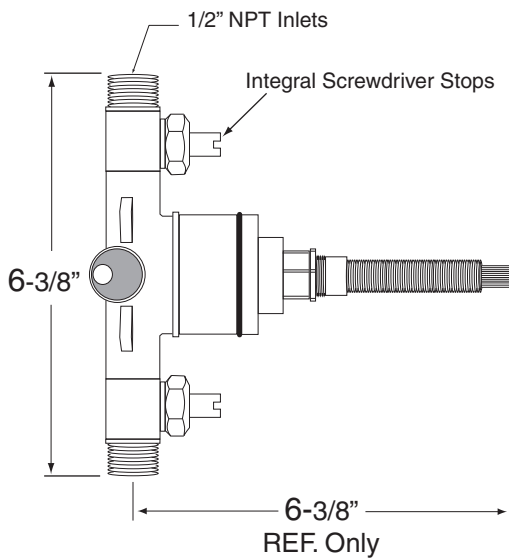
- Forged brass construction
- Ceramic disk valve cartridge 18.30.865
- Adjustable hot limit safety stop
- Reversible cartridge
- 5.6 GPM @ 45 PSI
- Certified to meet or exceed the following codes and standards:
ASME A112.18.1/CSAB 125.1-2011

Pressure Balance Shower Set
with Traditional Showerhead
1.007864F
(1.007864FT Trim Only)

Cutaway View



Top View



Note: Measurements are subject to change or cancellation. No responsibility is assumed for use of superseded or voided pages.