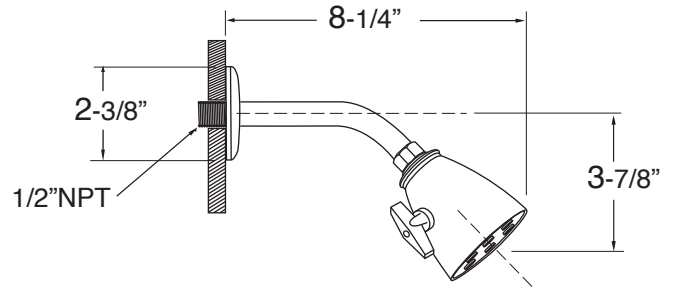
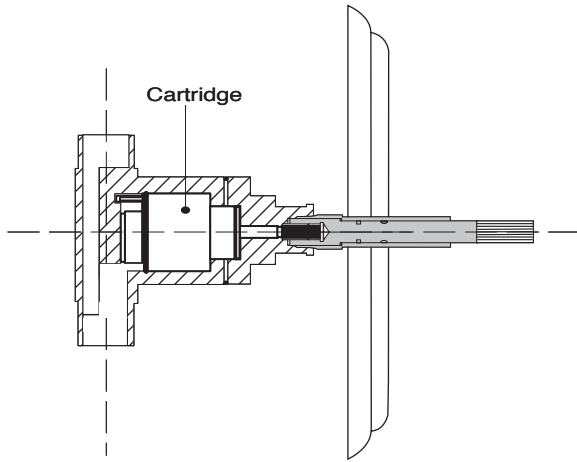


Features:

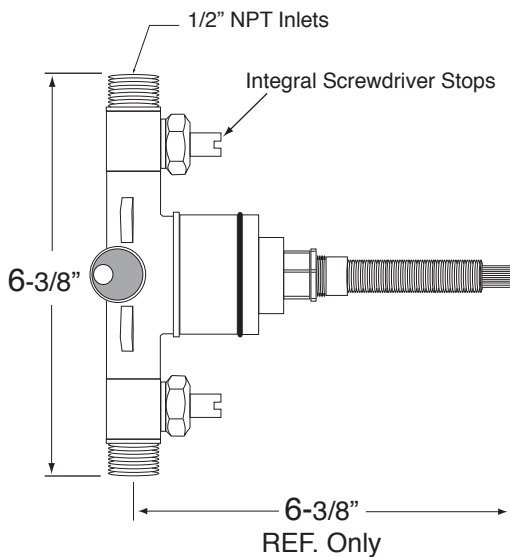
- Forged brass construction
- Ceramic disk valve cartridge 18.30.865
- Adjustable hot limit safety stop
- Reversible cartridge
- 5.6 GPM @ 45 PSI
- Certified to meet or exceed the following codes and standards:
ASME A112.18.1/CSAB 125.1-2012

Pressure Balance Shower Set
1.005364
(1.005364T - Trim Only)

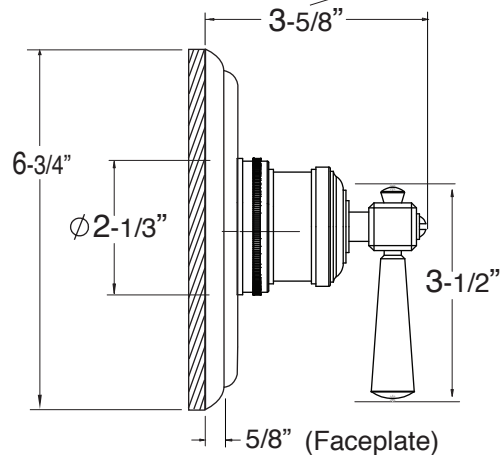
Cutaway View



Top View



Note: See installation instructions for length of stem required from finished wall.



Note: Measurements are subject to change or cancellation. No responsibility is assumed for use of superseded or voided pages.