

FEATURES:

- Cast brass construction
- Thermostatic valve cartridge with cover plate: 18.30.147
- Thermostatic reverse cartridge with cover plate: 18.30.161
- 14.28 GPM @ 56 PSI top exit & 11.10 GPM bottom exit
- Meets: ASME A112.18.1-2005/CSAB125.1-2005

NOTE: Separate shut offs required to operate system.

3/4" Thermostatic with Integral Stops

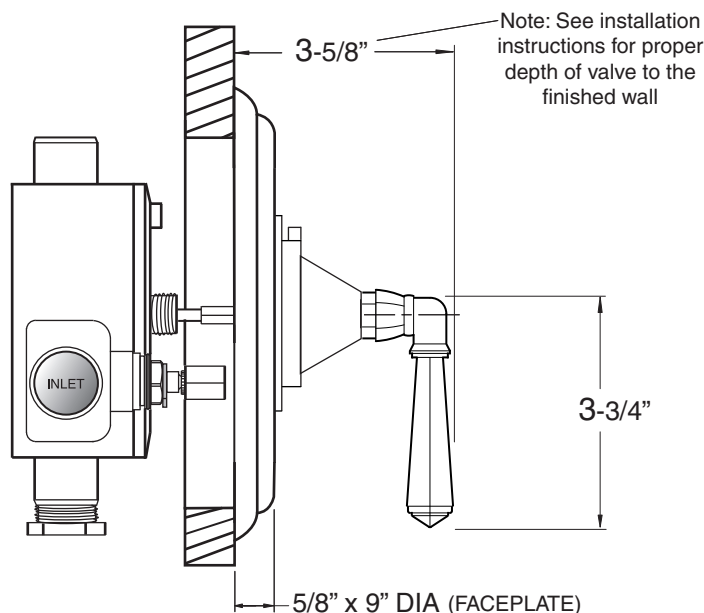
Valve & Trim

1.001097D

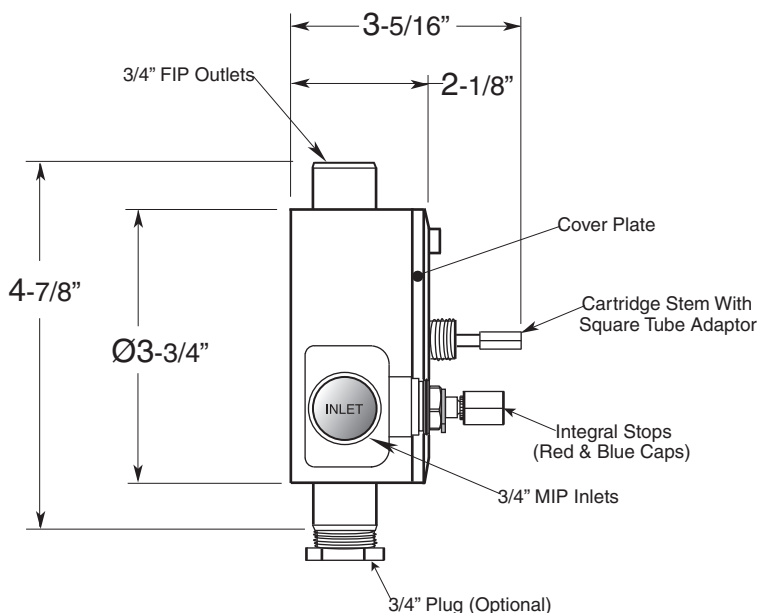
Windham Handle

(1.001097DT Trim Only)

SIDE VIEW - INSTALLED



SIDE VIEW - VALVE ONLY

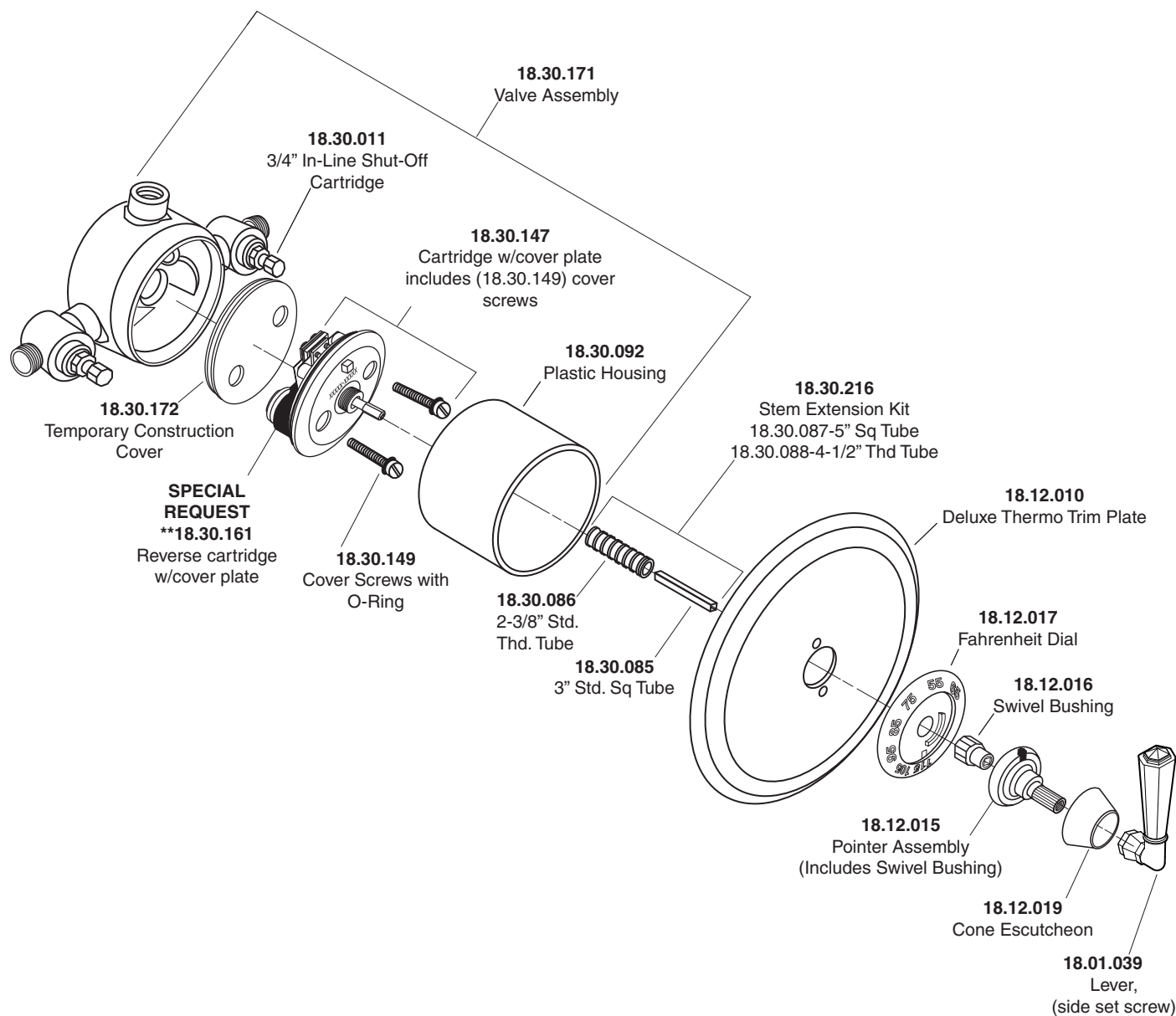


Note: Measurements are subject to change or cancellation. No responsibility is assumed for use of superseded or voided pages.

Parts List Windham

3/4" Thermostatic
with Integral Stops

NOTE: Separate shut-offs required to operate system



American Faucet & Coatings Corporation.

Tel: 760-598-5895, Toll Free Fax 800-621-8383, customerservice@sigmafaucet.com