

FAIRFIELD

Features

- Solid brass construction
- Temperature-adjust handle for thermostatic valve
- ADA compliant traditional cross handle assembly and insert options for control valve
- Intended for use with Newport Brass rough valve(s) as specified (Required Accessory)

Codes / Standards Compliance

Meets or exceeds the following at date of manufacture:

- ASME A112.18.1/CSA B125.1
- IAPMO/cUPC
- IPC
- ADA
- ICC/ANSI A117.1
- ASSE 1016
- All applicable US Federal and State material regulations

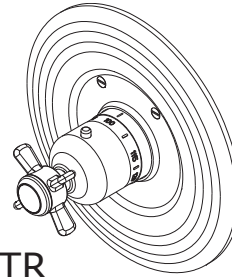
Colors / Finishes

- 15: Polished Nickel
- 15A: Antique Nickel
- 26: Polished Chrome
- 10B: Oil Rubbed Bronze
- Other: Other


Thermostatic Shower System Trim

3-1004TR

Also 2-260, 3-230B

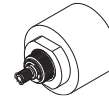


3-1004TR



3-230B

2-260



Specified Model

Model	Description	Colors / Finishes				
3-1004TR	Thermostatic Shower System Trim	<input type="checkbox"/> 15	<input type="checkbox"/> 15A	<input type="checkbox"/> 26	<input type="checkbox"/> 10B	<input type="checkbox"/> Other
2-260	Optional Extension for Thermostatic Shower System Valve Trim	<input type="checkbox"/> 15	<input type="checkbox"/> 15A	<input type="checkbox"/> 26	<input type="checkbox"/> 10B	<input type="checkbox"/> Other
3-230B	Shower System Control Valve Trim (Escutcheon/Handle, Plain Insert)	<input type="checkbox"/> 15	<input type="checkbox"/> 15A	<input type="checkbox"/> 26	<input type="checkbox"/> 10B	<input type="checkbox"/> Other

Required Accessory:

Application	Shower System Valve	Shower System Control Valves				
		Flow Control (CCW Off)		Flow Control (CW Off)		
Description	Thermostatic	Flow Control (CCW Off)		Flow Control (CW Off)		
Inlet/Outlet Size	3/4"	1/2"	3/4"	1/2"	3/4"	3/4" (20pt spline)
Part Number	<input type="checkbox"/> 1-540	<input type="checkbox"/> 1-606c	<input type="checkbox"/> 1-607c	<input type="checkbox"/> 1-606h	<input type="checkbox"/> 1-607h	<input type="checkbox"/> NA
Image						

Note: The use of one 1-606H/C or 1-607H/C flow control valve and one 1-617 diverter valve can be configured to meet the requirements of CALGreen Bldg. Code (2010).

Product Specification:

Add "Color / Finish" suffix to Trim model numbers, below.

The Thermostatic Shower System Trim shall be made of solid brass construction. Thermostatic Shower System Trim shall include a faceplate and temperature-adjust handle. Shower System Control Valve Trim(s) (Escutcheon/Handle) shall be ADA compliant when used with specified Shower System Control Valve(s). Thermostatic Shower System Trim shall be Newport Brass Model 3-1004TR/____ and Thermostatic Shower System Valve shall be Newport Brass Model 1-540. Shower System Control Valve Trim (Handle/Escutcheon) shall be 3-230B/____ and Shower System Control Valve(s) shall be 1-60____ (and 1-60____). [Metal Insert for System Control Valve Trim (Escutcheon/Handle) shall be 2-532/ ____.]

3-1004TR

Product Dimensions (units are in inches)

