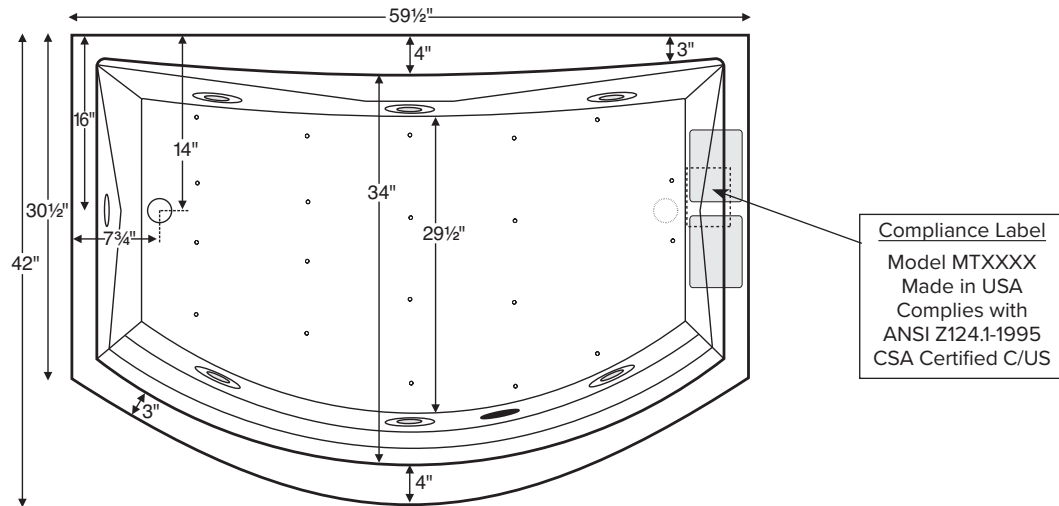


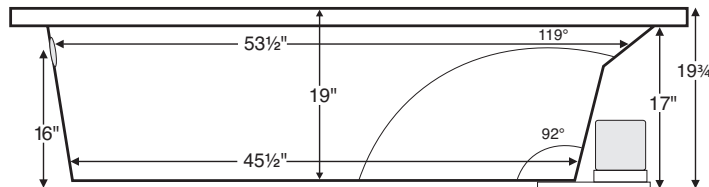
Mirage



MODEL 43
59.5" x 30.5" / 42" x 19.75"
DROP-IN (cannot be undermounted) 85 gal to overflow
Acrylic CXL®
100 lbs / 45 kg soaker 150 lbs / 68 plumbed
Filling this tub to the maximum may require an above average size or dedicated water heater.



Available with left- or right-hand drain.
When ordered with Install Ease frame & skirt package, wall-mount valves are required.
Shown with Air Massage and Standard Whirlpool Package.



IMPORTANT:
Air baths and tubs with
a pre-leveled foam base
or frame system add 2-3"
to overall tub height.

IMPORTANT ORDERING & INSTALLATION INFORMATION

- Before ordering or installing, please consider future access to equipment.
- Add proper bedding compound to fully level and support bottom of tub.
- When equipped with an air bath package, pre-leveled foam base or frame system, overall tub height is increased by approx. 2-3" and is designed to install on a flat, level subfloor.
- Radiance placed on airbath floor will affect placement of air jets.
- System components may extend beyond the perimeter of deck.
- Measure tub **on-site** before building tub decking.
- Advise MTI when planning to use a glass enclosure. Relocation of controls may be necessary.
- Suction and control locations may vary.
- All tubs are compliant with ASTM C 1028-07 coefficient of friction. DoloMatte meets ANSI A137.1/A326.3 coefficient of friction and AS HB198:2014 slip tests.

ELECTRICAL COMPONENTS & SPECIFICATIONS

Hydrotherapy Package	Components Included	GFCI / 110V
Standard Whirlpool	2-bhp pump	1-15 amp
Microbubbles	Microbubbles pump	1-15 amp
Air Massage	heated blower	1-15 amp
Air Massage Elite	heated blower, chromatherapy	1-15 amp

Electrical requirements may change with the addition of optional therapy components.
See specific option details or installation information.
CSA Certified C/US; B45.5/IAPMO ANSI Z124.1 and ANSI 112.19.7

Hydrotherapy Package	Components Included	GFCI / 110V
Microbubbles with Air	Microbubbles pump, heated blower	1-20 amp
Microbubbles with Air Elite	Microbubbles pump, heated blower, chromatherapy	2-15 amp
Air with Whirlpool	2-bhp pump, heated blower	2-15 amp
Air Elite with Whirlpool	2-bhp pump, heated blower, chromatherapy	2-15 amp

See the Installation & Operation Manual for more details.
MTI's Customer Service Monday-Friday 8am-6pm EST
800-783-8827 or service@mtibaths.com

- Before discarding tub crate, check for accessories that may be packaged inside.
- All product measurements are $\pm 1/2"$.
- Specifications and configurations are subject to change without notice.
- Measurements herein supersede all others published prior to publication date below.



Mirage

MODEL # 43

59.5" x 30.5" / 42" x 19.75"

- Aromatherapy is eliminated for undermount applications
- Air Baths, Pre-Leveled Foam Base or Frame Systems increase overall height by 2-3".

Hydrotherapy Packages	Package Contents	Part #	MSRP
Soaker	Soaking bath - no jets	S43	\$2,665
Microbubbles	1 microbubbles infusion port and pump	M43	\$5,655
Air Massage	20 air jets, heated air blower, Aromatherapy, pre-leveled foam base	AST43	\$5,950
Air Massage Elite	30 air jets, heated air blower, Aromatherapy, Chromatherapy LED lighting, Spa Mode, pre-leveled foam base	AE43	\$7,660
Microbubbles with Air Massage	1 microbubbles infusion port and pump, 20 air jets, heated air blower, Aromatherapy, pre-leveled foam base	ASTM43	\$8,400
Microbubbles with Air Massage Elite	1 microbubbles infusion port and pump, 30 air jets, heated air blower, Aromatherapy, Chromatherapy LED lighting, Spa Mode, pre-leveled foam base	AEM43	\$10,020
Standard Whirlpool	6 point-massage jets, 2-bhp pump	P43	\$5,235
Air Massage with Standard Whirlpool	6 point-massage jets, 2-bhp pump, 20 air jets, heated air blower, Aromatherapy, pre-leveled foam base	AW43	\$8,520
Air Massage Elite with Standard Whirlpool	6 point-massage jets, 2-bhp pump, 30 air jets, heated air blower, Aromatherapy, Chromatherapy LED lighting, Spa Mode, pre-leveled foam base	AEAP43	\$10,230

RECOMMENDED SENSORY THERAPIES

Chromatherapy

(LE) **\$800** underwater lighting
2 LED lights included

Audiotherapy

(STEREOBT) **\$1,390** 2 transducers
with bluetooth and amplifier
(BTREMOTE) **\$600** bluetooth remote

(STEREOH202) **\$1,575** 4 transducers
amplifier not included

Thermaltherapy

(RAD100) **\$1,595** Radiance®
2 heated zones included
(HTISOAK) **\$825**

For more information on options and accessories go to Acrylic Tub Options on mtibaths.com

Mirage
MODEL # 43

Options
<i>Must be ordered at time of purchase.</i>
Standard Colors White (CWH) Biscuit (CBS)
Quick Ship reduces lead time (QSPRI) \$430 <i>Please call for availability</i>
Inline Heater maintains water temperature For Soaker or Air Baths (HTISOAK) \$825 Includes a recirculating pump <i>Cannot be combined with Microbubbles.</i>
Virtual Spout high-flow integrated tub filler (FPMJ) \$450 <i>Must specify stub-out location on order. See page 1 for location options.</i>
Grab Bars from \$330 <i>Selections vary. Personalization available.</i>
Accessories
Pillows from \$180
Teak Bath Mat (TKMAT3018) \$815 <i>Custom sizes also available. Contact MTI for details and pricing.</i>

Hydrotherapy Equipment & Cleaning Systems
<i>Must be ordered at time of purchase.</i>
Inline Heater maintains water temperature For Whirlpools or Stream Bath (HTI) \$570 Uses existing pump <i>Cannot be combined with Microbubbles.</i>
Whirlpool Cleaning Systems Fill-Flush (FFSO) \$590 Simple Touch (FFE) \$1,020 <i>Must specify stub-out location on order. See page 1 for location options.</i>
Whirlpool Jets Pump upgrade may be advisable for optimal performance when adding jets. Point-Massage Jet Extra Point-Massage Jet (EJ) \$315 Micro-Jet from \$360 <i>Jet styles and packages vary. Personalization available.</i>
Pump Upgrade - 3-bhp (PUMP3) \$315
Jet Trim Kits For Standard Whirlpool Chrome (TRC) \$270 , Brushed Nickel (TRBN) \$725 For Ultra Whirlpool Chrome (TRCU) \$370 , Brushed Nickel (TRBNU) \$960
Ozonator (OZONE) \$515 <i>Cannot be added to soakers or airbaths without combination hydrotherapy package or HTISOAK.</i>

Installation Options *Must be ordered at time of purchase.*


Pre-Leveled Foam Base (PLFOAM) \$295 All airbaths include a pre-leveled foam base. Pre-Leveled Frame and Foam Base (PLF) \$740 Pre-Leveled Frame and Foam Base with Skirting Install Ease Package (FSKIE) \$1,135	Tile Flange Factory-Installed on 3 sides - rigid ABS (TFK3) \$200 Field Install Kit - includes rigid ABS & adhesive (TFKNI) \$185 IMPORTANT: <i>Must specify flange location(s) on order of Factory-Installed Flange.</i> <i>Not available with optional Low-Profile Rim.</i>
---	---

Drains & Overflow Kits *Toe Tap Rectangular Overflow must be ordered at time of purchase*

Cable Driven Drain Finishes – PVC Drain Kit White/Biscuit (WOCDW) \$440 Chrome (WOC) \$410 Brushed Nickel (WOCDBN) \$490 Polished Nickel (WOCDPN) \$540 Oil-Rubbed Bronze* (WOCBOR) \$550 Polished Brass (WOCDBR) \$690 Special Finishes* (WOCDSF) \$1,135 <i>MTI does not offer a brass body cable drain kit.</i>	Toe Tap Round Overflow – PVC Drain Kit Chrome (WOTTC) \$380 Brushed Nickel (WOTBN) \$385 Polished Nickel (WOTPN) \$385 Special Finishes* (WOTTSF) \$1,145 Round Overflow – Solid Brass Drain Chrome (WOTTSBC) \$810 Brushed Nickel (WOTTSBBN) \$810 Polished Nickel (WOTTSBPN) \$810	Toe Tap Rectangular Overflow – PVC Drain Kit Chrome (WOTRC) \$470 Brushed Nickel (WOTRBN) \$430 White (WOTRW) \$525 Lift & Turn Drain Finishes – PVC Drain Kit Chrome (WOC) \$185 White (WOW) \$245 Brushed Nickel (WOBN) \$305
--	---	--

Slim-Line Overflow with Toe Tap Drain *Must be ordered at time of purchase.*

<ul style="list-style-type: none"> Low profile overflow is factory installed Overflow measures 4.5" x 1" Provides a deeper soak Not available for commercial applications 	Slim-Line Overflow with Toe Tap Drain PVC Drain Chrome (SLOT) \$500 Brushed Nickel (SLOTBN) \$530 Polished Nickel (SLOTBN) \$555 White (SLOTW) \$430	Slim-Line Overflow with Toe Tap Drain Solid Brass Drain Chrome (SLOTSBC) \$930 Brushed Nickel (SLOTSBBN) \$935 Polished Nickel (SLOTSBPN) \$935 White (SLOTSBW) \$965
---	--	---



Shown with
Install Ease Package

NOTE: When tub is ordered with Install Ease Package, wall-mount valves are required. A faucet cannot be mounted on front deck of tub.

* MTI has selected an oil-rubbed bronze finish that is compatible with Delta and many other manufacturers. To ensure best match, order as a Special Finish and submit a sample.
CSA # MTDS-43

* Allow 2-4 weeks lead time for Special Finishes. Send sample for best match.

