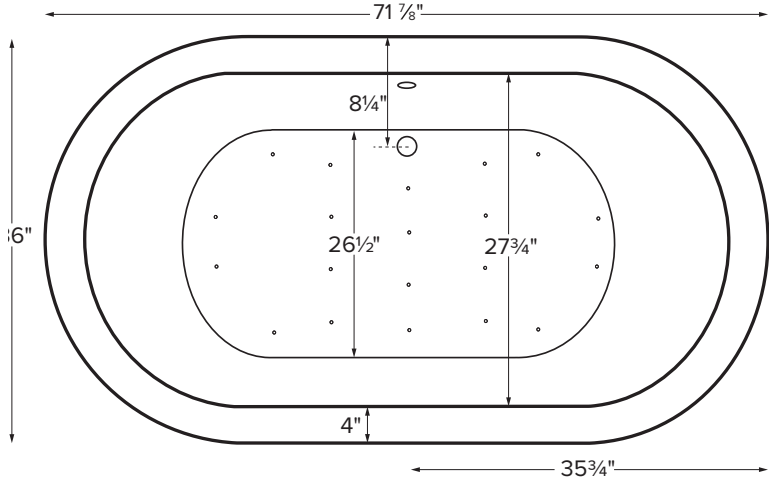


New Yorker 6

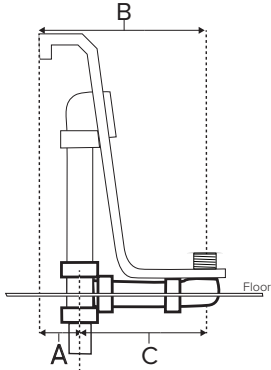


MODEL 112	
71.875" x 36" x 23.25"	
FREESTANDING 102 gal to overflow	
Acrylic CXL®	DoloMatte®
140 lbs / 64 kg	<SOAKER> 158 lbs / 72 kg
Filling this tub to the maximum may require an above average size or dedicated water heater.	

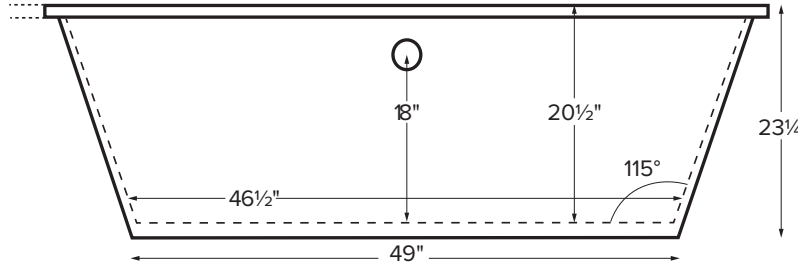


Drain Rough-In Measurements

A	B	C
3 1/8"	8 1/4"	5 1/8"



Requires use of a wall-mounted or freestanding tub filler.  
Shown with Air Massage Package.



Access panel  
9" x 16"



ELECTRICAL COMPONENTS & SPECIFICATIONS

Hydrotherapy Package	Components Included	110V GFCI
Air Massage	heated blower	1-15 amp
Air Massage Elite	heated blower, chromatherapy	1-15 amp

Electrical requirements may change with the addition of optional therapy components.  
See specific option details or installation information.  
CSA Certified C/US, B45.5/IAPMO ANSI Z124.1 and ANSI 112.19.7

See the Installation & Operation Manual for more details.  
MTI's Customer Service: Monday-Friday 8am-6pm EST  
800-783-8827 or service@mtibaths.com

IMPORTANT ORDERING & INSTALLATION INFORMATION:

- Before ordering or installing, please consider future access to equipment.
- Comes equipped with an access panel on the drain side for installation of waste and overflow.
- Air baths require job site preparations for remote mounting the blower.
- Hydrotherapy equipment may ship loose for remote installation depending on tub model. See package content on the following page for details.
- MTI will eliminate the access panel upon request. Installation will be more difficult.
- Faucet valves cannot be installed on this tub model.
- Radiance placed on floor locations will affect placement of air jets.
- All tubs are compliant with ASTM C 1028-07 coefficient of friction. DoloMatte meets ANSI A137.1/A326.3 coefficient of friction and AS HB198:2014 slip tests.

• Before discarding tub packaging, check for accessories that may be packaged inside.  
• All product measurements are ±1/2".  
• Specifications and configurations are subject to change without notice.  
• Measurements herein supersede all others published prior to publication date below.



For more information on options and accessories go to Acrylic CXL / DoloMatte Tub Options on [mtibaths.com](https://www.mtibaths.com)

## Designer Collection Tubs

- Airbath blower ships loose for remote installation on site.
- See the Installation & Operation Manual for more details.

**New Yorker 6**  
MODEL 112  
71.875" x 36" x 23.25"

Hydrotherapy Packages	Package Contents	Acrylic CXL®		DoloMatte®	
		Part #	MSRP	Part #	MSRP
Soaker	Soaking bath - no jets; includes a pre-leveled foam base.	<b>S112</b>	<b>\$6,080</b>	<b>S112DM</b>	<b>\$6,820</b>
Air Massage	20 air jets, heated air blower, pre-leveled foam base. Blower, control boxes and check valve must be remote located.	<b>AST112</b>	<b>\$9,465</b>	<b>AST112DM</b>	<b>\$10,205</b>

### RECOMMENDED SENSORY THERAPIES

#### Thermotherapy

(RAD100) **\$1,675** Radiance®  
2 heated zones included

#### Options *Must be ordered at time of purchase*

**Standard Colors** White (CWH) DoloMatte available in matte white only.  
Biscuit (CBS) Not available for DoloMatte.

**Quick Ship** reduces lead time (QSPRI) **\$450**  
*Please call for availability*

**Textured Bottom** (TXTBTM) Acrylic CXL® only **\$110**  
DoloMatte® exceeds ANSI A137.1/A326.3 and AS HB198 slip tests.

**Virtual Spout** high-flow integrated tub filler (FPMJ) **\$475**

**Grab Bars** from **\$345** (1 set of 2)  
Grab bars are factory-installed to the left and right of the overflow. Go to Acrylic Tub Options on [mtibaths.com](https://www.mtibaths.com) for details before ordering.  
*Color and finish selections vary.*

**Decorative Towel Bar**  
Chrome (CHTOWEL) **\$570**, Brushed Nickel (BNTOWEL) **\$570**

#### Accessories

**Pillows** from **\$190**

**Teak Bath Mat** (TKMAT3018) **\$840**  
*Custom sizes also available. Contact MTI for details and pricing.*

**Teak Tub Tray**  
Slatted (TK-TRAY1) **\$515** Solid (TK-TRAY2) **\$585**

**Floor-Mounted High-Flow Tub Filler**  
Contemporary Brushed Nickel (FILLBN) **\$1,795**

**Faucet Stand** SculptureStone® Standard  

<b>Small</b> 3-hole capacity <b>14¼" w x 21¾" h</b> Matte (STAND) <b>\$745</b>	<b>Large</b> 5-hole capacity <b>22" w x 21¾" h</b> Matte (STANDL) <b>\$880</b>
--	--

**+\$420 gloss finish upcharge** (SSGLOSSSNK)



New Yorker 6

MODEL 112

71.875" x 36" x 23.25"

**Cable Driven**

Turn the overflow knob clockwise to open the drain, then counterclockwise to close the drain.



- Drain Finishes - PVC Drain Kit**  
 White/Bone/Biscuit (WOCDW) **\$460**  
 Chrome (W OCD) **\$430**  
 Brushed Nickel (WOCDBN) **\$515**  
 Polished Nickel (WOCDPN) **\$565**  
 Oil-Rubbed Bronze<sup>†</sup> (WOCBOR) **\$580**  
 Polished Brass (WOCDBR) **\$725**  
 Special Finishes\* (WOCDSF) **\$1,190**

MTI does not offer a brass body cable drain kit.

**Lift & Turn**

Simple lift & turn to open. Lift, turn & release to close.



- Drain Finishes - PVC Drain Kit**  
 Chrome (WOC) **\$195**  
 White (WOW) **\$255**  
 Brushed Nickel (WOBN) **\$320**

**Toe Tap** Push down on drain cover to open and close.



- Round Overflow - PVC Drain Kit**  
 Chrome (WOTTC) **\$400**  
 Brushed Nickel (WOTTBN) **\$405**  
 Polished Nickel (WOTTPN) **\$405**  
 Special Finishes\* (WOTTSF) **\$1,200**



- Round Overflow - Solid Brass Drain**  
 Chrome (WOTTSBC) **\$850**  
 Brushed Nickel (WOTTSBBN) **\$850**  
 Polished Nickel (WOTTSBPN) **\$850**



- Rectangular Overflow - PVC Drain Kit**  
 Chrome (WOTRC) **\$495**  
 Brushed Nickel (WOTRBN) **\$450**  
 White (WOTRW) **\$550**

Rectangular Overflow kit must be specified when the tub is ordered.

**Slim-Line Overflow with Toe Tap Drain**

Sleek low profile overflow is factory-installed • Overflow measures 4.5" x 1"  
 Provides a deeper soak • Not available for commercial applications



**Must be specified when the tub is ordered.**  
**Available for select Designer Collection tubs only.**

**Slim-Line Overflow with Toe-Tap PVC Drain**

- Chrome (SLOTC) **\$525**  
 Brushed Nickel (SLOTBN) **\$555**  
 Polished Nickel (SLOTPN) **\$585**  
 White (SLOTW) **\$450**



**Slim-Line Overflow with Toe-Tap Solid Brass Drain**

- Chrome (SLOTSBC) **\$975**  
 Brushed Nickel (SLOTSBBN) **\$980**  
 Polished Nickel (SLOTSBPN) **\$980**  
 White (SLOTSBW) **\$1,015**

See individual tub specification sheets for availability.

\* Allow 2-4 weeks lead time for Special Finishes.  
 Send sample for best match.

<sup>†</sup>Oil Rubbed Bronze finishes vary among manufacturers.  
 MTI has selected a finish that is compatible with many available.  
 To ensure best match, order as a Special Finish and submit a sample.

**NOTE:**

MTI does not warrant drain kits or finishes, though drain kits may carry a direct factory warranty from the manufacturer. Proper drain installation is the responsibility of the installer. MTI's tub warranty does not cover drain leakage.

