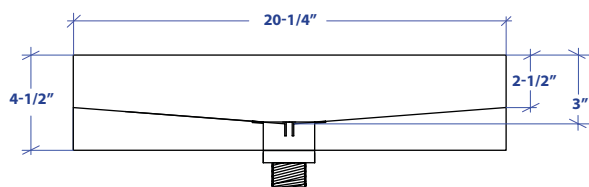
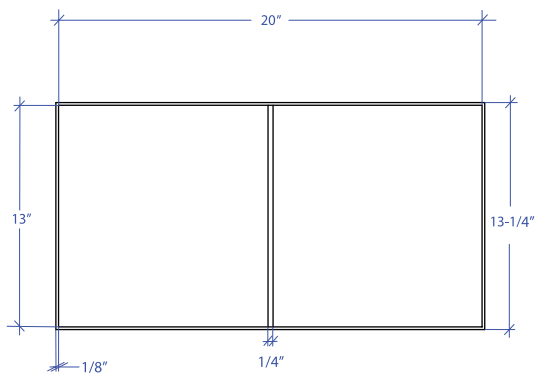


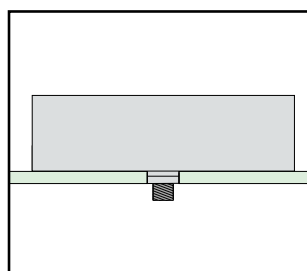
VESSEL MVB-302SB



*ADA compliant



- **FEATURES**
16-gauge type 304 stainless steel
- **TECHNICAL INFORMATION**
External dimension: 20-1/4" L x 13-1/4" W x 4-1/2" D
Basin dimensions: 20" L x 13" W x 3" D
- **FINISHES**
Satin Brushed stainless steel
- **INSTALLATION OPTIONS**
Top-mount
- **DUAL-MOUNT INSTALLATION**



Top-mount

PROJECT INFORMATION			
Project			
Date	/ /	QTY	
Specifier			
Contact			
Note			