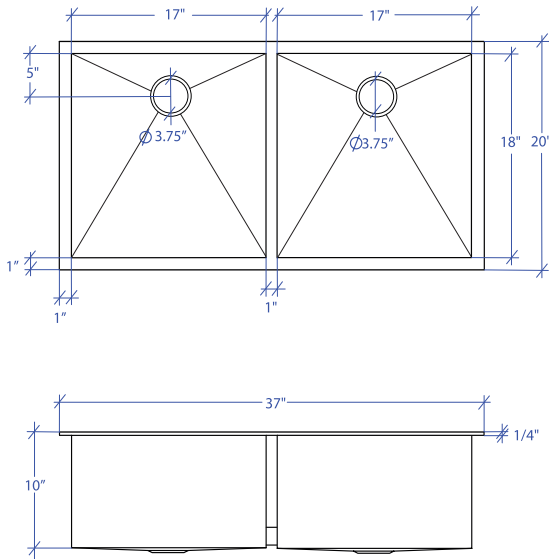


ATELIER MTD-804SB



*Custom ADA compliant sinks are available



- **FEATURES**
16-gauge type 304 stainless steel
TRI-MOUNT™ installation system

- **TECHNICAL INFORMATION**
External dimension: 37" L x 20" W x 10" D
Basin dimensions:
Left: 17" L x 18" W x 10" D
Right: 17" L x 18" W x 10" D
Rim width: 1"
Rim thickness: 1/4"

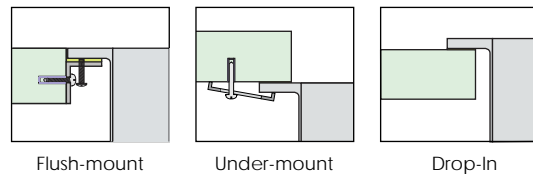
- **FINISHES**
Satin brushed stainless steel

- **INSTALLATION OPTIONS**
Flush-mount
Drop-In
Under-mount


- **MINIMUM CABINET SIZE (I.D.)**
Flush-mount 40"
Drop-In 37"
Under-mount 41"

- **INDUSTRY'S ONLY STAINLESS STEEL SINK DESIGNED SPECIFICALLY TO BE FLUSH-MOUNTED**


- **U.S. PATENT NO. 9,988,799**
- **CANADIAN PATENT NO. 2579506**
- **TRI-MOUNT INSTALLATION**




- **ACCESSORIES**



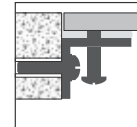
MBG-083SB
Basin Grid



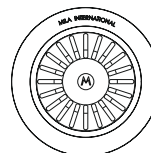
MBG-083SB
Basin Grid



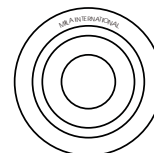
MCB-801BB
Cutting Board



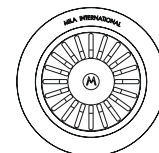
MTK-113AL
Mounting Kit



MKD-101SB
Strainer



MDC-101SB
Disposal Collar



MDC-102SB
Disposal Collar

PROJECT INFORMATION			
Project			
Date	/ /	QTY	
Specifier			
Contact			
Note			