

ORION MOUS-657SB



*Custom ADA compliant sinks are available

- **FEATURES**
16-gauge type 304 stainless steel
Bevel basin design

- **TECHNICAL INFORMATION**
External dimension: 38" Lx18.5" Wx10" D
Basin dimensions: 36" Lx16.5" Wx10" D
Rim width: 1"
Rim thickness: 1/16"

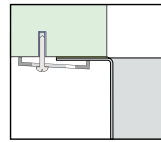
- **FINISHES**
Satin brushed stainless steel

- **INSTALLATION OPTIONS**
Under-mount

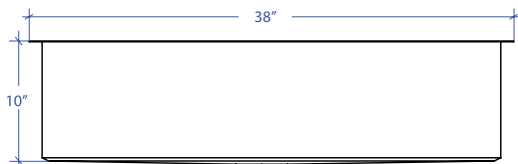
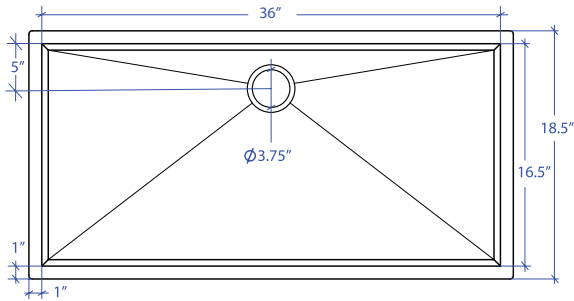
- **MINIMUM CABINET SIZE (I.D.)**
Under-mount 42"

- **US DESIGN PATENT D618,324 S**

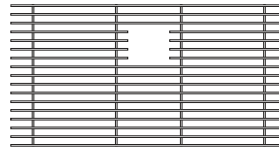
- **DUAL-MOUNT INSTALLATION**




Under-mount



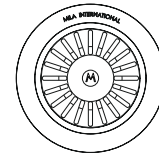
- **ACCESSORY OPTIONS**



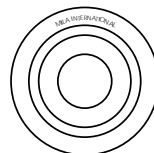
MBG-6518SB
Basin Grid



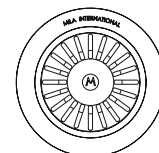
MCB-651BB
Cutting Board



MKD-101SB
Strainer



MDC-101SB
Disposal Collar



MDC-102SB
Disposal Collar

PROJECT INFORMATION			
Project			
Date	/ /	QTY	
Specifier			
Contact			
Note			

UNDER-MOUNT