
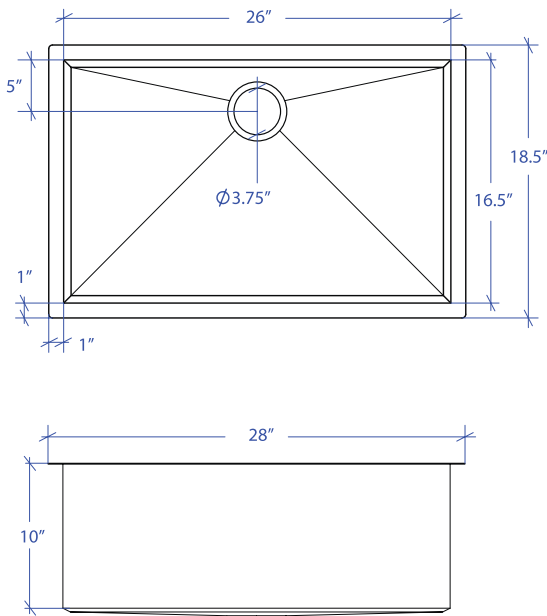


ORION MOUS-654GPSB



*Custom ADA compliant sinks are available



• FEATURES

16-gauge type 304 stainless steel
Bevel basin design

• TECHNICAL INFORMATION

External dimension: 28" Lx18.5" Wx10" D
Basin dimensions: 26" Lx16.5" Wx10" D
Rim width: 1"
Rim thickness: 1/16"

• FINISHES

Graphite PVD satin brushed stainless steel

• INSTALLATION OPTIONS

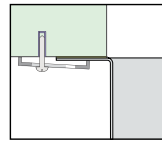
Under-mount

• MINIMUM CABINET SIZE (I.D.)

Under-mount 31"

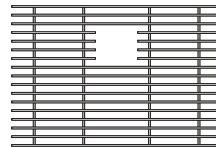
• US DESIGN PATENT D618,324 S

• DUAL-MOUNT INSTALLATION




Under-mount

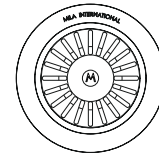
• ACCESSORY OPTIONS



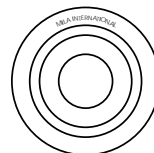
MBG-6510GPSB
Basin Grid



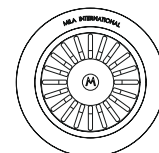
MCB-651BB
Cutting Board



MKD-101GPSB
Strainer



MDC-101GPSB
Disposal Collar



MDC-102GPSB
Disposal Collar

PROJECT INFORMATION			
Project			
Date	/ /	QTY	
Specifier			
Contact			
Note			