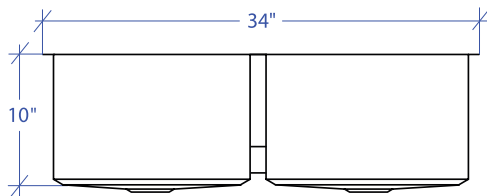
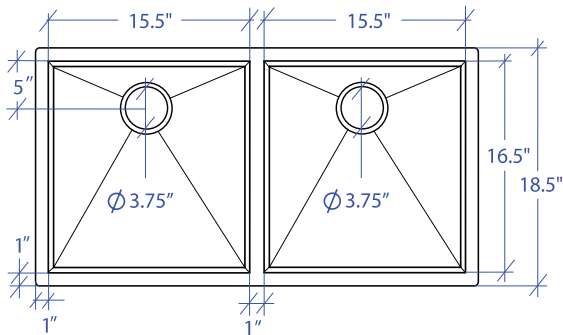


# ORION MOUD-654SB

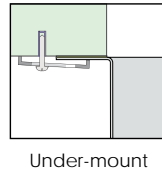


\*Custom ADA compliant sinks are available

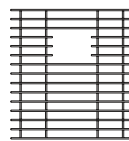


- FEATURES**  
 16-gauge type 304 stainless steel  
 Bevel basin design
- TECHNICAL INFORMATION**  
 External dimension: 34"Lx18.5"Wx10"D  
 Basin dimensions:  
 Left: 15.5"Lx16.5"Wx10"D  
 Right: 15.5"Lx16.5"Wx10"D  
 Rim width: 1"  
 Rim thickness: 1/16"
- FINISHES**  
 Satin brushed stainless steel
- INSTALLATION OPTIONS**  
 Under-mount
- MINIMUM CABINET SIZE (I.D.)**  
 Under-mount 37"
- US DESIGN PATENT D618,324 S**

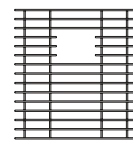
- DUAL-MOUNT INSTALLATION**




- ACCESSORY OPTIONS**



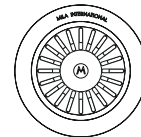
MBG-6503SB  
Basin Grid



MBG-6503SB  
Basin Grid



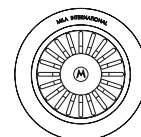
MCB-651BB  
Cutting Board



MKD-101SB  
Strainer



MDC-101SB  
Disposal Collar



MDC-102SB  
Disposal Collar

PROJECT INFORMATION			
Project			
Date	/ /	QTY	
Specifier			
Contact			
Note			

UNDER-MOUNT