

## K-80650

1-1/4" x 36" linear drain grate with tile-in panel

### Features

- Cut and insert your own tile into the grate panel for a custom design that blends with the rest of your shower floor
- Rigid, precision-machined tile-in grate panel offers best-in-class drain aesthetic
- Easily field-trimmable to fit any showering space
- Lightweight yet durable grate insert is easy to handle during installation and throughout product life
- Thread-in, rubber-capped grate feet offer secure placement within drain channel
- Feet are height-adjustable up to one inch and easily accessible through the top of grate for a faster, more precise installation
- Requires K-32619 Kohler 1 1/4" linear drain channel



## Codes/Standards

ASME A112.18.2/CSA B125.2

---

## Material

- Anodized aluminum construction
  - KOHLER finishes resist corrosion and tarnishing
- 

## Required Products/Accessories

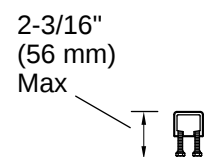
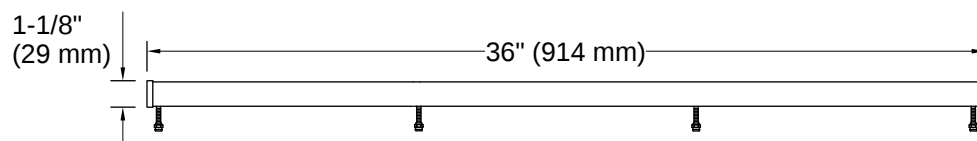
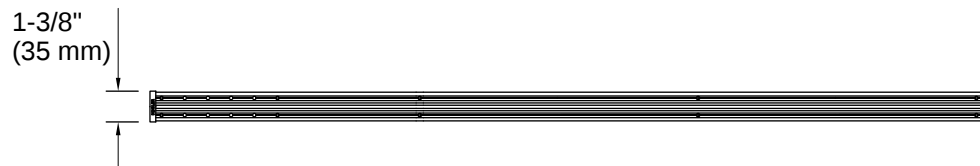
- K-32619 1-1/4" x 36"-60" linear drain channel
- 

## Warranty

*See website for detailed warranty information.*

KOHLER® One-Year Limited Warranty





## Installation

- Field trimmable to accommodate customize size and installation

## Installation Notes

*Install this product according to the installation instructions.*

