








Washstand fitting with electronic opening and closing function without pop-up waste

44 521 782



- Infrared sensor technology
- 165 mm projection
- height of mixer 313 mm
- height up to aerator 206 mm
- hole diameter 35 mm
- fixed spout
- max. flow 4.5 l/min
- rectangular, air-enriched flow
- suitable for thermal disinfection
- Automatic shut-off after pre-set time is reached
- Indirect temperature control (undercounter)
- Control box included
- Adjustable sensor detection range
- Battery or plug-in power supply operated (batteries not included)
- 4x AA (1.5V) batteries required
- lead-free
- 1x screw-in M 8 x 1 pressure hose, leak-tested

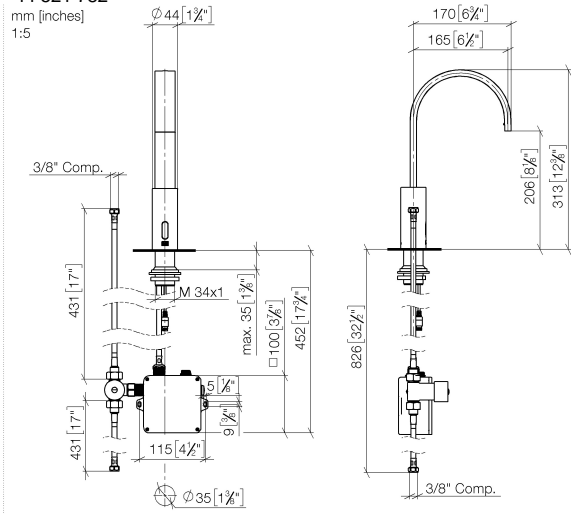
Batteries not included

	Chrome	44 521 782-00 0010
	Brushed Platinum	44 521 782-06 0010
	Platinum	44 521 782-08 0010
	Matte White	44 521 782-10 0010
	Dark Chrome	44 521 782-19 0010
	Brushed Durabronze (23kt Gold)	44 521 782-28 0010
	Matte Black	44 521 782-33 0010
	Brushed Champagne (22kt Gold)	44 521 782-46 0010
	Brushed Chrome	44 521 782-93 0010
	Brushed Dark Platinum	44 521 782-99 0010

Washstand fitting with electronic opening and closing function without pop-up waste

44 521 782

mm [inches]
1:5



Flow rate chart



Spare parts list

No.	Item Number	Name	Quantity used	Delivery time
1	90 28 22 373 01-00	spout	1	10
2	09 14 10 132 90	seal	1	2
3	09 31 20 027 10-00	plug	1	10
4	04 30 04 100 00 90	hose	2	2
5	04 23 10 044 08 90	fixing set	1	2
6	12 506 970 90	High pressure hoses	1	2
7	09 24 03 185-00	nipple	1	10
8	90 30 50 081 00 90	valve	1	2
9	90 10 01 247 02 90	valve box	1	60