






Wall-mounted basin mixer without pop-up waste

36 707 821



- 160 mm projection
- fixed spout
- rectangular, air-enriched flow
- hole diameter valve 37 mm
- hole diameter spout 37 mm
- rosette for deck valve 60 x 60mm
- max. flow 4.5 l/min
- lead-free
- This product can help a building to meet requirements of Green Building Rating Systems, e.g. LEED®, BREEAM®, DGNB, WELL

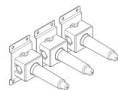
	Chrome	36 707 821-00
	Brushed Platinum	36 707 821-06
	Dark Chrome	36 707 821-19
	Brushed Durabronz (23kt Gold)	36 707 821-28
	Brushed Dark Platinum	36 707 821-99

Required miscellaneous



**Concealed wall-mounted mixer
Centred spout** 35 700 970-90
0010

Required miscellaneous

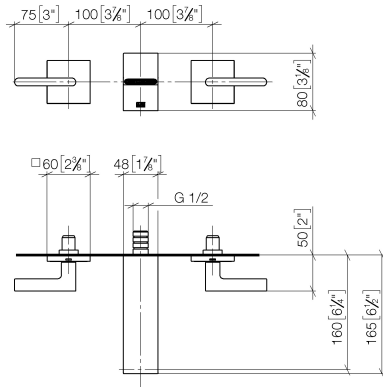


**Concealed wall-mounted mixer
variable positioning** 35 720 970-90
0010

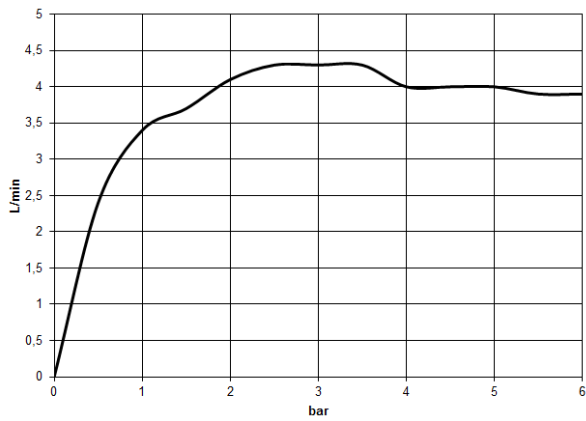
Wall-mounted basin mixer without pop-up waste

36 707 821

mm [inches]

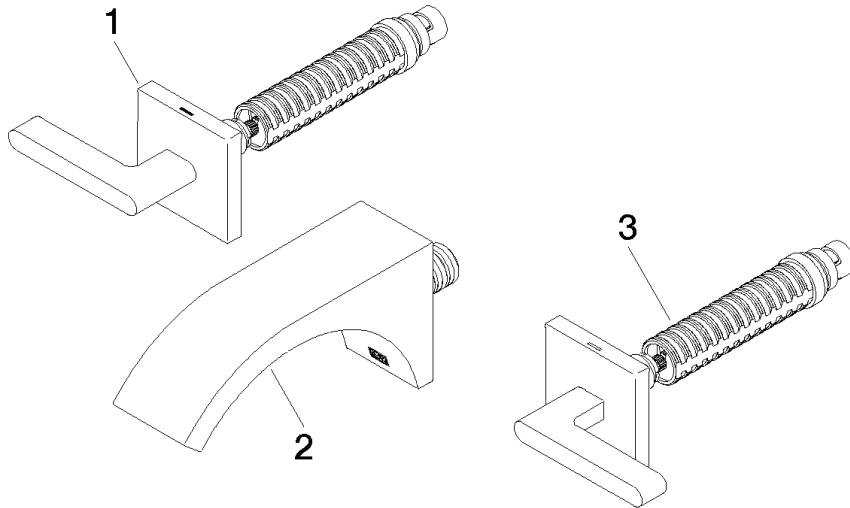


Flow rate chart



Wall-mounted basin mixer without pop-up waste

36 707 821



Spare parts list

No.	Item Number	Name	Quantity used	Delivery time
1	36 607 717-00	Wall valve anti-clockwise closing hot 1/2"	1	10
2	13 800 811-00	Wall-mounted basin spout without pop-up waste	1	10
3	36 607 716-00	Wall valve clockwise closing cold 1/2"	1	10