

Wall-mounted basin mixer without pop-up waste

36 707 782



- 170 mm projection
- fixed spout
- rectangular, air-enriched flow
- hole diameter valve 40 mm
- hole diameter spout 40 mm
- individual rosettes 60 x 60 mm
- max. flow 4.5 l/min
- lead-free

Codes & standards

- NSF/ANSI 372
- This product can help a building to meet requirements of Green Building Rating Systems, e.g. LEED®, BREEAM®, DGNB, WELL

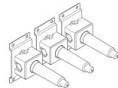
	Chrome	36 707 782-00 0010
	Brushed Platinum	36 707 782-06 0010
	Platinum	36 707 782-08 0010
	Dark Chrome	36 707 782-19 0010
	Brushed Durabronze (23kt Gold)	36 707 782-28 0010
	Brushed Champagne (22kt Gold)	36 707 782-46 0010
	Champagne (22kt Gold)	36 707 782-47 0010
	Brushed Dark Platinum	36 707 782-99 0010

Required miscellaneous



- Concealed wall-mounted mixer
Centred spout** 35 700 970-90
0010
- min. recess depth 93 mm
 - max. recess depth 138 mm

Required miscellaneous



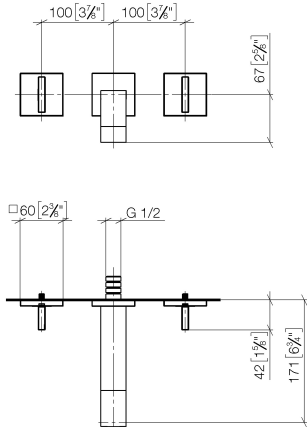
- Concealed wall-mounted mixer
variable positioning** 35 720 970-90
0010
- min. recess depth 110 mm
 - max. recess depth 150 mm



Wall-mounted basin mixer without pop-up waste

36 707 782

mm [inches]



Flow rate chart



Codes & Standards

ADA

ASME
A112.18.1/CSA
B125.1

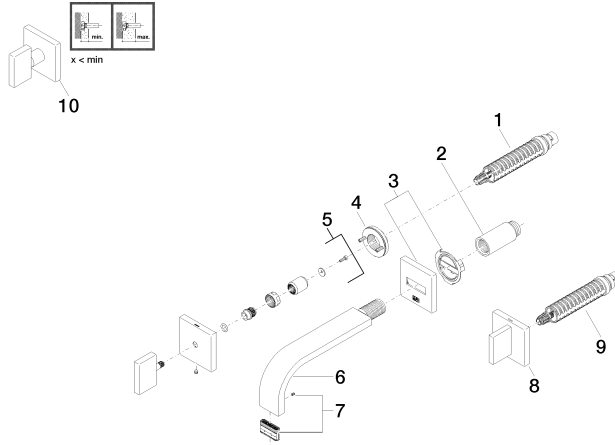
California Energy
Commission
(CEC)

NSF/ANSI 372

NSF/ANSI/CAN
61

Wall-mounted basin mixer without pop-up waste

36 707 782



Spare parts list

No.	Item Number	Name	Quantity used	Delivery time
1	90 90 03 156 00 90	top	1	2
2	09 24 03 081 10 90	extension	1	2
3	90 27 78 035 00-00	rosette	1	10
4	90 21 02 108 00 90	disc	2	2
5	90 20 78 002 07-00	handle (hot)	1	10
6	04 28 22 150 10-00	spout	1	10
7	90 29 03 118 00 90	aerator	1	2
8	90 20 78 002 06-00	handle (cold)	1	10
9	90 90 03 157 00 90	top	1	2
10	04 20 78 002 01-00	handle	1	10