








## Wall-mounted basin mixer without pop-up waste

36 702 819



- 125 mm projection
- fixed spout
- circular, air-enriched flow
- hole diameter valve 35 mm
- hole diameter spout 35 mm
- rosettes Ø 60 mm
- max. flow 4.5 l/min
- lead-free
- This product can help a building to meet requirements of Green Building Rating Systems, e.g. LEED®, BREEAM®, DGNB, WELL

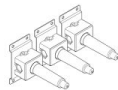
	Chrome	36 702 819-00 0010
	Brushed Platinum	36 702 819-06 0010
	Platinum	36 702 819-08 0010
	Brushed Durabronze (23kt Gold)	36 702 819-28 0010
	Brushed Champagne (22kt Gold)	36 702 819-46 0010
	Champagne (22kt Gold)	36 702 819-47 0010
	Brushed Dark Platinum	36 702 819-99 0010

### Required miscellaneous



**Concealed wall-mounted mixer  
Centred spout** 35 700 970-90  
0010

### Required miscellaneous



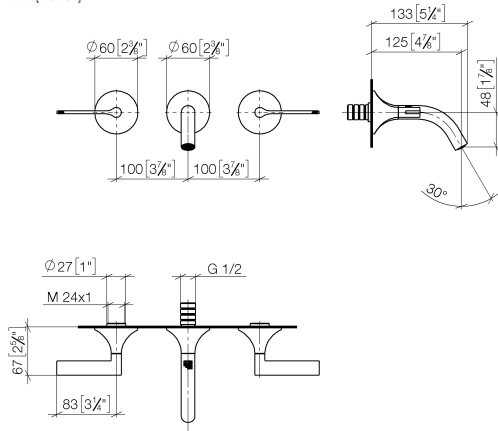
**Concealed wall-mounted mixer  
variable positioning** 35 720 970-90  
0010

- min. recess depth 85 mm
- max. recess depth 145 mm

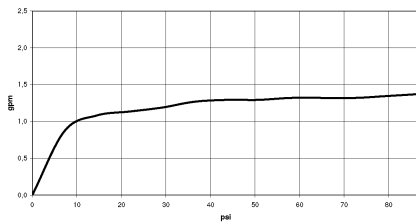
## Wall-mounted basin mixer without pop-up waste

36 702 819

mm [inches]



### Flow rate chart



### Spare parts list

No.	Item Number	Name	Quantity used	Delivery time
1	90 90 03 157 00 90	top	1	2
2	09 31 11 008 90	pin	2	2
3	09 21 02 163 90	disc	2	2
4	90 20 80 013 00-00	handle ( hot )	1	10
5	09 24 03 081 10 90	extension	1	2
6	09 24 03 269 90	nipple	1	2
7	09 14 10 084 90	seal	1	2
8	09 27 80 011-00	rosette	1	10
9	90 28 22 366 00-00	spout	1	10
10	90 20 80 012 00-00	handle ( cold )	1	10
11	90 90 03 156 00 90	top	1	2