






Concealed three-way diverter

36 210 819



- rotary diverter
- rosette Ø 60 mm
- with shut-off function

	Chrome	36 210 819-00 0010
	Brushed Platinum	36 210 819-06 0010
	Dark Chrome	36 210 819-19 0010
	Brushed Durabronze (23kt Gold)	36 210 819-28 0010
	Brushed Dark Platinum	36 210 819-99 0010

Required miscellaneous

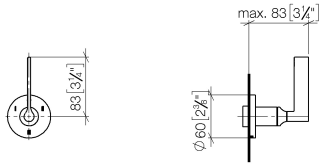


- Concealed three-way diverter** 35 203 970-90
 •min. recess depth 85 mm 0010
 •max. recess depth 160 mm

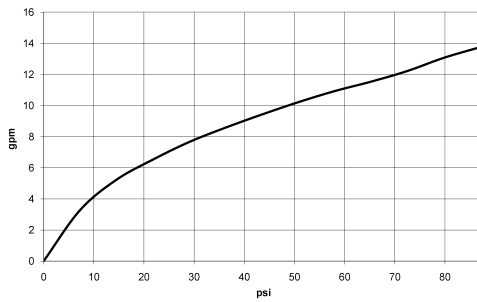
Concealed three-way diverter

36 210 819

mm [inches]



Flow rate chart



Spare parts list

No.	Item Number	Name	Quantity used	Delivery time
1	90 90 03 305 10 90	diverter	1	2
2	09 23 30 023 90	nut	1	2
3	90 21 02 181 00 90	disc	1	2
4	09 27 89 119-00	rosette	1	60
5	09 31 11 294 90	pin	1	2
6	09 14 15 020 90	ring	1	2
7	09 24 05 002 90	nipple	1	2
8	09 29 06 022 90	spindle	1	2
9	09 14 10 060 90	seal	1	2
10	90 12 12 002 00 90	fixing cap	1	2
11	09 21 02 070-00	cover	1	10
12	90 20 80 015 01-00	handle	1	10