






Concealed three-way diverter

36 210 661



- rotary diverter
- without rosette
- handle Ø 60mm

	Chrome	36 210 661-00 0010
	Brushed Platinum	36 210 661-06 0010
	Matte Black	36 210 661-33 0010
	Brushed Champagne (22kt Gold)	36 210 661-46 0010
	Brushed Chrome	36 210 661-93 0010

Required miscellaneous

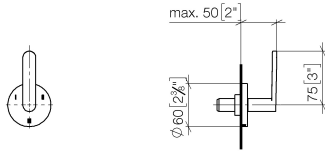


- Concealed three-way diverter** 35 203 970-90
 •min. recess depth 115 mm 0010
 •max. recess depth 160 mm

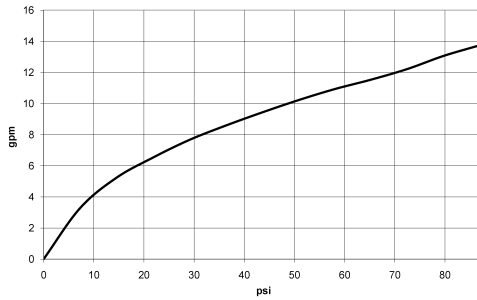
Concealed three-way diverter

36 210 661

mm [inches]



Flow rate chart



Spare parts list

No.	Item Number	Name	Quantity used	Delivery time
1	90 20 66 014 03-00	handle	1	10
2	90 21 02 181 00 90	disc	1	2
3	90 90 03 305 10 90	diverter	1	2