

Showerpipe with shower thermostat without hand shower

34 459 980



- shower with fixed riser projection 453 mm
- overhead shower: rain flow
- rain shower 300 x 240mm
- rain shower with anti-scale system
- max. rainshower flow 6.8 l/min
- rotary diverter with volume control and shut-off function
- slide-on rosettes Ø 70 mm
- height of fittings up to rain shower (bottom edge) 985mm
- height of fittings up to top edge of elbow 1170mm
- gauge 150 mm - 13 mm
- metal shower hose 1750mm with integrated anti-twist protection
- 1/2" connection
- slide bar
- Pipe diameter 23.5 mm
- quick clearing

Codes & standards

- This product reduces water consumption by % (compared to requirements of EPAct '92)
 - This product can contribute to Water Use Reduction in LEED® Green Building Rating
- Intrinsic protection against back flow.**

NOTE: Hand shower sold separately. Please see hand shower options under the miscellaneous articles section of each series.

Intrinsic protection against back flow.

NOTE: Hand shower sold separately. Please see hand shower options under the miscellaneous articles section of each series.

	Chrome	34 459 980-00 0010
	Brushed Platinum	34 459 980-06 0010
	Platinum	34 459 980-08 0010
	Dark Chrome	34 459 980-19 0010
	Brushed Durabronze (23kt Gold)	34 459 980-28 0010
	Matte Black	34 459 980-33 0010
	Brushed Champagne (22kt Gold)	34 459 980-46 0010
	Brushed Chrome	34 459 980-93 0010
	Brushed Dark Platinum	34 459 980-99 0010

Required miscellaneous

	Concealed adapter •please order two adapters (USA only)	35 080 970-90 0010
--	---	--------------------

Required miscellaneous

	Hand shower FlowReduce	28 017 979-00 0010
--	-------------------------------	--------------------

Required miscellaneous

	Hand shower FlowReduce	28 012 979-00 0010
--	-------------------------------	--------------------

Required miscellaneous

	Hand shower FlowReduce	28 019 979-00 0010
--	-------------------------------	--------------------

Required miscellaneous

	Hand shower FlowReduce	28 015 979-00 0010
--	-------------------------------	--------------------

Required miscellaneous

	Hand shower FlowReduce	28 016 979-00 0010
--	-------------------------------	--------------------

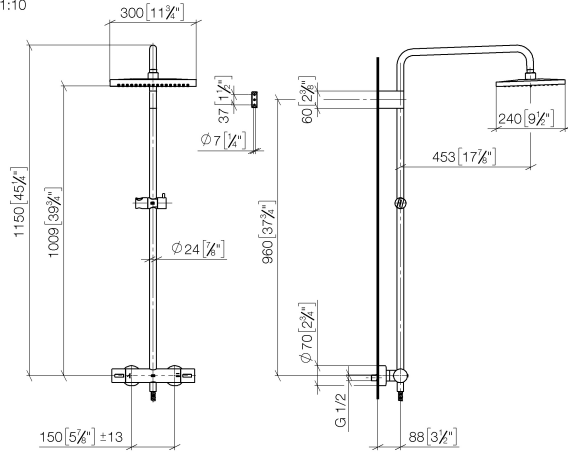
Required miscellaneous

	Hand shower FlowReduce	28 018 979-00 0010
--	-------------------------------	--------------------

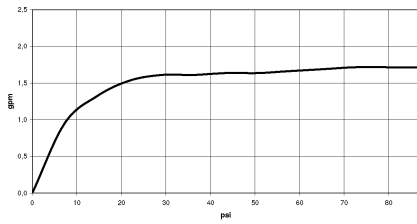
Showerpipe with shower thermostat without hand shower

34 459 980

mm [inches]
1:10



Flow rate chart



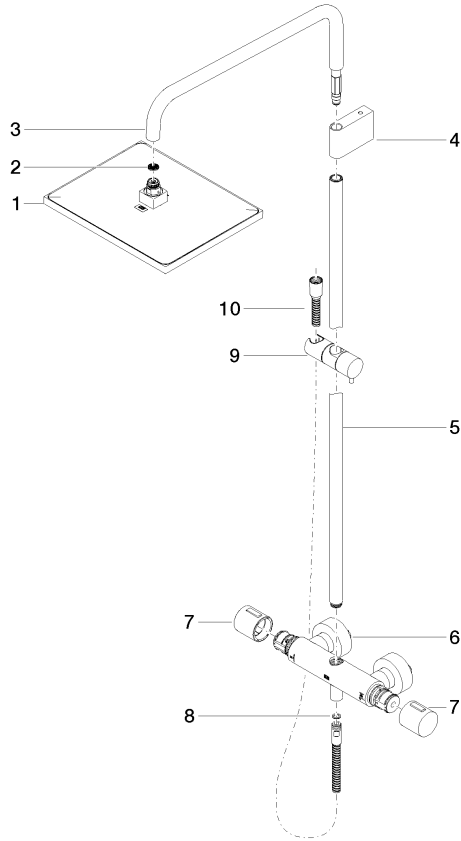
Codes & Standards

ASME
A112.18.1/CSA
B125.1

California Energy
Commission
(CEC)

Showerpipe with shower thermostat without hand shower

34 459 980



Spare parts list

No.	Item Number	Name	Quantity used	Delivery time
1	04 12 05 063 10-00	shower	1	10
2	09 23 01 039 90	sieve	1	2
3	90 28 22 348 00-00	pipe	1	10
4	90 17 11 150 00-00	holder	1	10
5	90 28 22 349 00-00	pipe	1	10
6	04 17 01 250 00-00	connection	1	10
7	90 17 33 015 00-00	handle	1	10
8	09 14 20 026 90	seal	1	2
9	12 570 970-00	Slide unit	1	10
10	28 322 970-00	Metal shower hose 1/2" x 3/8" x 1750 mm	1	2