

Single-lever basin mixer without pop-up waste








33 565 661



- 180° spout
- 165 mm projection
- pivotable spout 360°
- circular, air-enriched flow
- height of mixer 310 mm
- height up to aerator 199 mm
- hole diameter 35 mm
- 2 x pressure hose with 3/8" cap nut
- max. flow 4.5 l/min
- lead-free

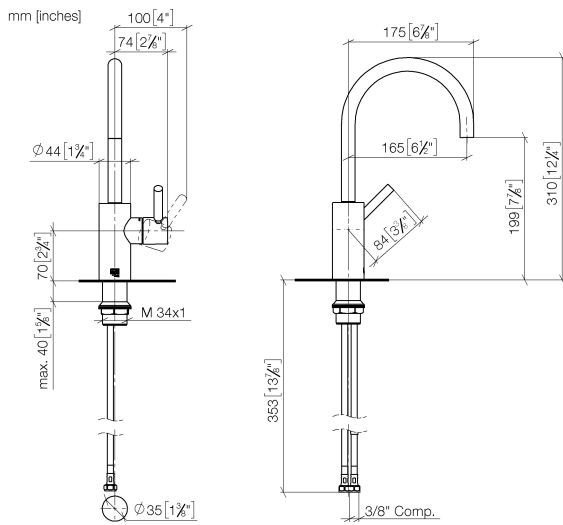
Codes & standards

- NSF/ANSI 372

	Chrome	33 565 661-00 0010
	Brushed Platinum	33 565 661-06 0010
	Dark Chrome	33 565 661-19 0010
	Matte Black	33 565 661-33 0010
	Brushed Champagne (22kt Gold)	33 565 661-46 0010
	Champagne (22kt Gold)	33 565 661-47 0010
	Brushed Chrome	33 565 661-93 0010

Single-lever basin mixer without pop-up waste

33 565 661



Codes & Standards

ADA

ASME
A112.18.1/CSA
B125.1

California Energy
Commission
(CEC)

NSF/ANSI 372

NSF/ANSI/CAN
61

Spare parts list

No.	Item Number	Name	Quantity used	Delivery time
1	90 28 22 350 01-00	spout	1	10
2	90 15 05 044 00 90	cartridge	1	2
3	09 24 04 266 90	nut	1	2
4	09 14 10 091 90	seal	1	2
5	09 28 30 021-00	cover	1	10
6	90 20 66 003 00-00	handle	1	10
7	04 23 10 044 07 90	fixing set	1	2
8	04 30 04 102 00 90	High pressure hose 3/8"	2	2