

## Single-lever basin mixer with pop-up waste

33 560 661










- 180° spout
- 165 mm projection
- US pop-up waste (only used in the USA)
- pivotable spout 360°
- circular, air-enriched flow
- height of mixer 310 mm
- height up to aerator 199 mm
- hole diameter 35 mm
- 2 x pressure hose with 3/8" cap nut
- max. flow 4.5 l/min
- lead-free

### Codes & standards

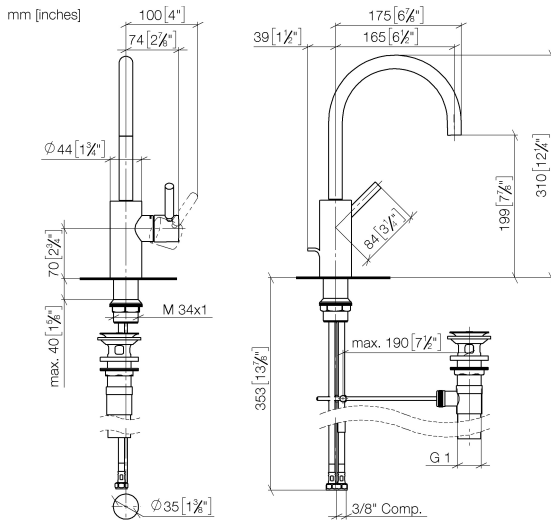
- NSF/ANSI 372
- This product can help a building to meet requirements of Green Building Rating Systems, e.g. LEED®, BREEAM®, DGNB, WELL

for use on counter-top bowls

	Chrome	33 560 661-00 0010
	Brushed Platinum	33 560 661-06 0010
	Dark Chrome	33 560 661-19 0010
	Matte Black	33 560 661-33 0010
	Brushed Champagne (22kt Gold)	33 560 661-46 0010
	Champagne (22kt Gold)	33 560 661-47 0010
	Brushed Chrome	33 560 661-93 0010

**Single-lever basin mixer with pop-up waste**

33 560 661



**Codes & Standards**

ADA

ASME  
A112.18.1/CSA  
B125.1

California Energy  
Commission  
(CEC)

NSF/ANSI 372

NSF/ANSI/CAN  
61

**Spare parts list**

No.	Item Number	Name	Quantity used	Delivery time
1	90 28 22 350 01-00	spout	1	10
2	09 31 09 110-00	pull-rod	1	10
3	90 15 05 044 00 90	cartridge	1	2
4	09 24 04 266 90	nut	1	2
5	09 14 10 091 90	seal	1	2
6	09 28 30 021-00	cover	1	10
7	90 20 66 003 00-00	handle	1	10
8	04 23 10 044 07 90	fixing set	1	2
9	04 30 04 100 00 90	hose	2	2
10	04 11 01 023 00-00	Basin Waste US 1 1/4"	1	2