








Single-lever basin mixer with pop-up waste

33 505 809



- 106 mm projection
- fixed spout
- circular, air-enriched flow
- height of mixer 141 mm
- height up to aerator 56 mm
- hole diameter 35 mm
- 2 x pressure hose with 3/8" cap nut
- max. flow 4.5 l/min
- lead-free
- This product can help a building to meet requirements of Green Building Rating Systems, e.g. LEED®, BREEAM®, DGNB, WELL

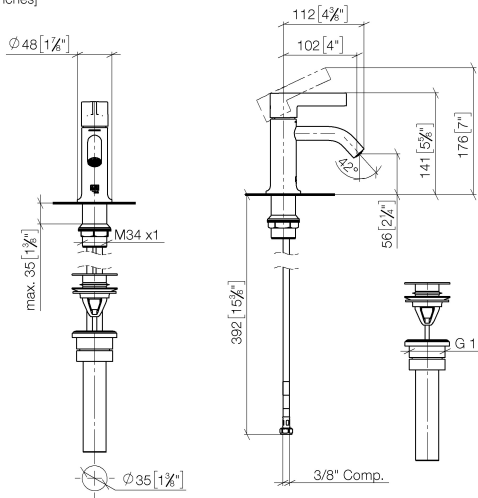
Only suitable for basins with an overflow.

	Chrome	33 505 809-00 0010
	Brushed Platinum	33 505 809-06 0010
	Platinum	33 505 809-08 0010
	Brushed Durabronze (23kt Gold)	33 505 809-28 0010
	Brushed Champagne (22kt Gold)	33 505 809-46 0010
	Champagne (22kt Gold)	33 505 809-47 0010
	Brushed Dark Platinum	33 505 809-99 0010

Single-lever basin mixer with pop-up waste

33 505 809

mm [inches]



Flow rate chart



Spare parts list

No.	Item Number	Name	Quantity used	Delivery time
1	90 31 20 087 00-00	plug	1	10
2	09 31 11 063 90	pin	1	2
3	09 20 80 020-00	handle	1	10
4	09 28 30 021-00	cover	1	10
5	09 24 04 266 90	nut	1	2
6	90 15 05 042 00 90	cartridge	1	2
7	90 11 06 215 01-00	spout	1	10
8	04 23 10 044 07 90	fixing set	1	2
9	04 30 04 102 00 90	High pressure hose 3/8"	2	2
10	10 125 970-00 0010	Basin Waste 1 1/4"	1	2