

Deck valve anti-clockwise closing hot

20 000 741



- hole diameter 32 mm
- handle Ø 60mm
- without rosette
- with hot marking

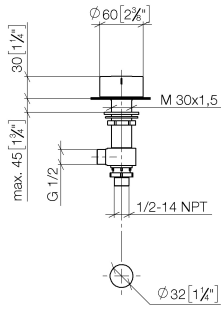
Codes & standards

| | | |
|---|-------------------------------------|---------------|
|  | Chrome | 20 000 741-00 |
|  | Brushed Platinum | 20 000 741-06 |
|  | Dark Chrome | 20 000 741-19 |
|  | Brushed Durabronze (23kt Gold) | 20 000 741-28 |
|  | Matte Black | 20 000 741-33 |
|  | Brushed Champagne (22kt Gold) | 20 000 741-46 |
|  | Champagne (22kt Gold) | 20 000 741-47 |
|  | Brushed Dark Platinum | 20 000 741-99 |

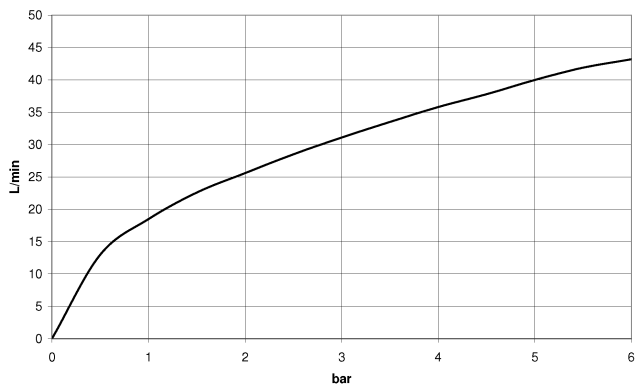
Deck valve anti-clockwise closing hot

20 000 741

mm [inches]



Flow rate chart



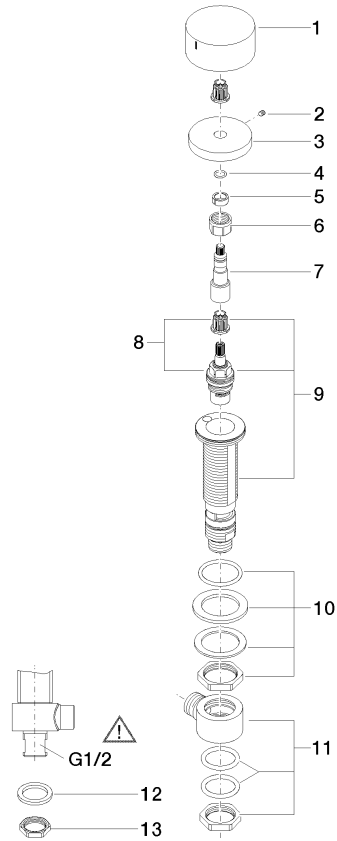
Codes & Standards

ASME
A112.18.1/CSA
B125.1

Deck valve anti-clockwise closing hot

20 000 741

Parts for other finishes can be found here: [Brushed](#)
[Platinum](#)



Spare parts list

| No. | Item Number | Name | Quantity used | Delivery time |
|-----|--------------------|----------------|---------------|---------------|
| 1 | 09 20 74 006-00 | handle (hot) | 1 | 10 |
| 2 | 09 31 11 007 90 | pin | 1 | 2 |
| 3 | 09 27 74 003-00 | rosette | 1 | 10 |
| 4 | 09 14 10 060 90 | seal | 1 | 2 |
| 5 | 09 14 15 020 90 | ring | 1 | 2 |
| 6 | 09 23 30 023 90 | nut | 1 | 2 |
| 7 | 09 29 06 107-00 | spindle | 1 | 10 |
| 8 | 90 90 03 132 00 90 | top | 1 | 2 |
| 9 | 04 17 11 058 32 90 | side panel | 1 | 2 |
| 10 | 04 23 10 032 78 90 | fixing set | 1 | 2 |
| 11 | 04 17 11 023 10 90 | distributor | 1 | 2 |
| 12 | 09 30 11 059 90 | disc | 1 | 2 |
| 13 | 09 23 10 012 90 | nut | 1 | 2 |