

Deck-mounted basin spout without pop-up waste







13 714 705



- 160 mm projection
- fixed spout
- rectangular spray pattern with 40 individual jets
- height of mixer 108 mm
- height up to aerator 94 mm
- hole diameter 35 mm
- 2x screw-in M 10 x 1 pressure hose, leak-tested
- 1/2" connection
- max. flow 4 l/min
- lead-free

Codes & standards

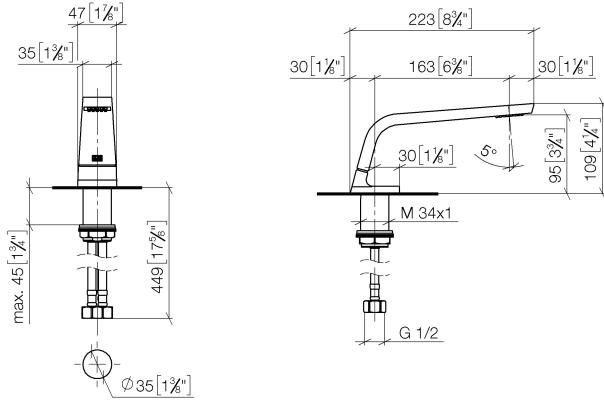
- NSF/ANSI 372
- This product can help a building to meet requirements of Green Building Rating Systems, e.g. LEED®, BREEAM®, DGNB, WELL

| | | |
|-----------------------------------------------------------------------------------|-------------------------------|---------------|
|  | Chrome | 13 714 705-00 |
|  | Brushed Platinum | 13 714 705-06 |
|  | Dark Chrome | 13 714 705-19 |
|  | Brushed Champagne (22kt Gold) | 13 714 705-46 |
|  | Champagne (22kt Gold) | 13 714 705-47 |
|  | Brushed Dark Platinum | 13 714 705-99 |

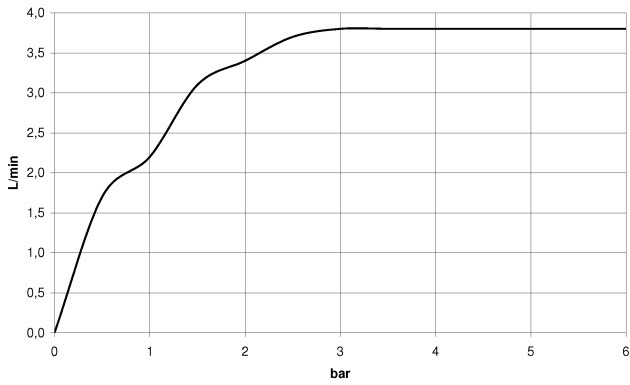
Deck-mounted basin spout without pop-up waste

13 714 705

mm [inches]



Flow rate chart



Codes & Standards

ASME
A112.18.1/CSA
B125.1

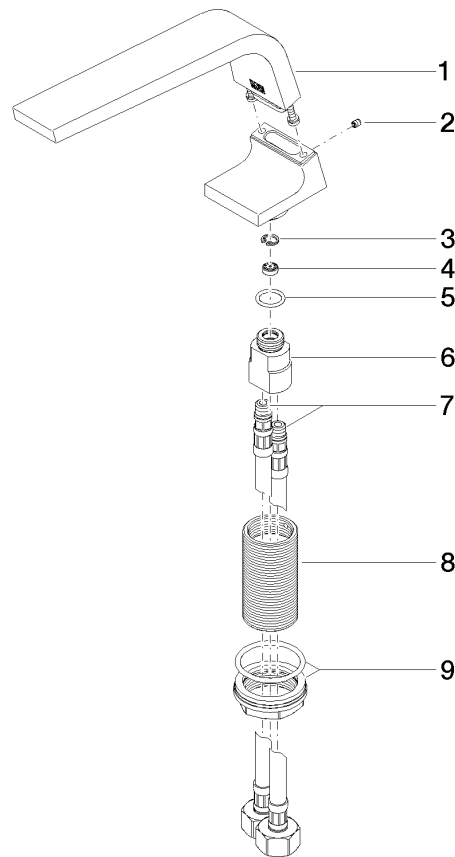
California Energy
Commission
(CEC)

NSF/ANSI 372

NSF/ANSI/CAN
61

Deck-mounted basin spout without pop-up waste

13 714 705



Spare parts list

| No. | Item Number | Name | Quantity used | Delivery time |
|-----|--------------------|--------------|---------------|---------------|
| 1 | 90 11 70 002 00-00 | spout | 1 | 10 |
| 2 | 09 31 11 044 90 | pin | 1 | 2 |
| 3 | 09 16 01 016 90 | ring | 1 | 2 |
| 4 | 09 23 01 034 90 | flow reducer | 1 | 2 |
| 5 | 09 14 10 130 90 | seal | 1 | 2 |
| 6 | 09 11 10 055 10 90 | connection | 1 | 2 |
| 7 | 04 30 04 019 00 90 | hose | 2 | 2 |
| 8 | 09 30 01 208 90 | connection | 1 | 2 |
| 9 | 04 23 10 044 06 90 | fixing set | 1 | 2 |