

AMERICH[®]

WADE™ 6636



DIMENSIONS

66" x 36" x 22" (1676 x 914 x 559 mm)
Gallon to Overflow = 65 (Liters = 170)

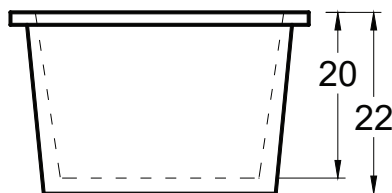
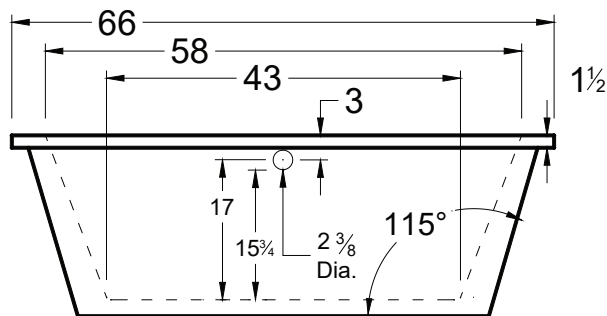
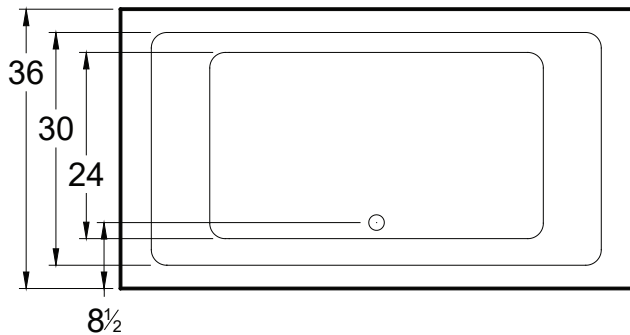
MATERIAL

Acrylic

TUB FLOOR

Textured

UNDERMOUNT: No



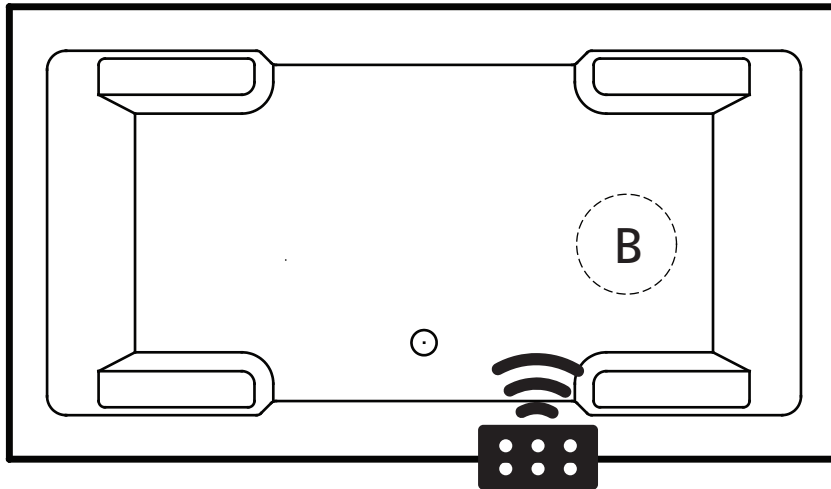
APPROVALS & COMPLIANCE



Americh products meet or exceed the following standards:

- Underwriters Laboratories (UL)
- Underwriters Laboratories - Canada (cUL)
- Canadian Standards Association - (CSA)
- ANSI Z124.1 • ANSI A112-19.7
- ANSI A112.19.8

Contact Americh for additional approvals.



Blower



REMOTE CONTROL
(With INVISIBLE MAGNETIC HOLDER)

Airbath System III
Blower must be remotely located
(Diagram is required for custom blower connection locations)

STANDARD EQUIPMENT

- Americh Remote Control (with AirBath System only)
 - Integral Waste & Overflow in polished chrome trim
- Note: Available with PB, PN, SN, ORB or WH trim at no additional charge if specified at time of order. (Requests after order is shipped are subject to \$75 charge for trim.)

INSTALLATION TIPS

- Install product according to Owners Manual and local codes.
- Hot water supply should be 65-75% of tub capacity or greater. Always consult your local plumber for recommendations as installations will vary.

OPTIONAL ACCESSORIES

- Dual Color (Premium Color Upcharge)
- Pillows: 12" - Angle
- Lo Profile Tub Edge
- Waste & Overflow Upgrades
- Linear Waste & Overflow

ELECTRICAL REQUIREMENTS

Americh recommends one 20 amp ground fault circuit interrupter (GFCI) for each power supply provided with the bathtub.