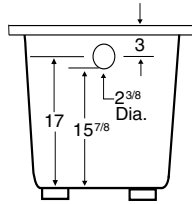
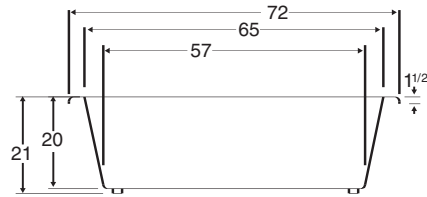
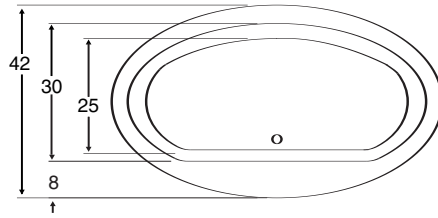


Always check our website for the most updated specifications: [www.americh.com](http://www.americh.com)



All bathtub dimensions are  $\pm 1/2''$ .

Tub pictured with optional grab bar and waste & overflow.

**CODES AND COMPLIANCE**

Americh products meet or exceed the following standards:

- Underwriters Laboratories (UL)
- Underwriters Laboratories - Canada (cUL)
- Canadian Standards Association - (CSA)
- ANSI Z124.1 • ANSI A112-19.7
- ANSI A112.19.8 • ASTM F462-79

Contact Americh for additional approvals.

**DIMENSIONS**

72" x 42" x 21" deep (1676 x 1118 x 533 mm)

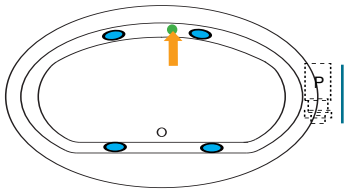
Whirlpool Operating Gallons = 60 (Liters = 225)

Gallons to Overflow = (Liters = )

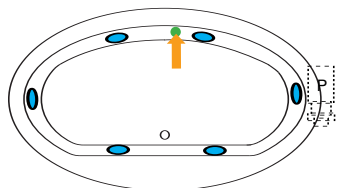
**ELECTRICAL REQUIREMENTS**

Americh recommends one 20 amp ground fault circuit interrupter (GFCI) for each power supply provided with the bathtub.

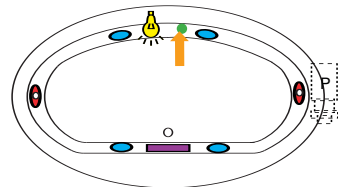
**Builder Series**



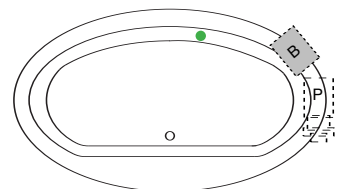
**Luxury Series**



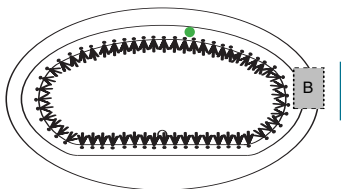
**Platinum Series**



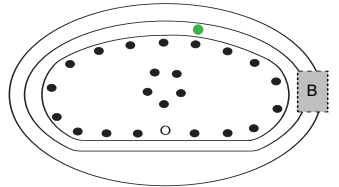
**Combination (pump and blower location only)**



**Airbath System II**



**Airbath System III**



**LEGEND:**

- PUMP
- BLOWER
- JET
- ROTARY JET
- DUAL SUCTION
- LIGHT
- ON/OFF CONTROL
- GRAB BAR
- ACCESS PANEL (MINIMUM 16" x 20")

A C C E S S O R I E S													
Apron	Grab Bars					Pillow				Neck Massage	Tile Flange	Installation	
	9"	14"	16"	Madison	Rail	13"	17"	Angle	Head Support Systems			Deck Mount	Undermount
	•				•	•						Yes	Yes

• = option is available

■ = standard on Platinum Series

□ = option is not available

**INSTALLATION TIPS**

- Install product according to our Owners manual and local codes.
- All units with an Airbath III may be 1 1/2 - 2 1/2" higher than stated.
- All whirlpool or Airbath™ unit requires an access panel.
- Hot water supply should be 65-75% of tub capacity or greater. Always consult your local plumber for recommendations as installations will vary.
- When ordering for undermount installation, always advise Americh to assure there are no issues with deck mounted controls.
- Cut-out dimension: 70" x 40"