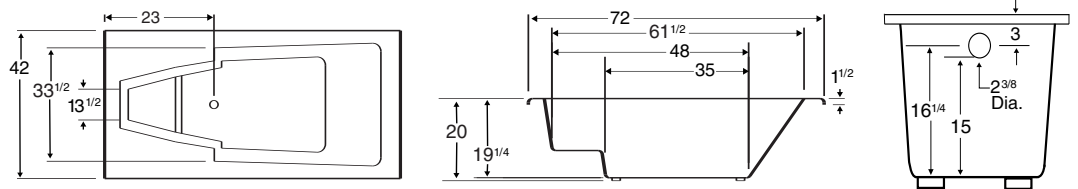


Always check our website for the most updated specifications: www.americh.com



All bathtub dimensions are $\pm 1/2''$.

Tub pictured with optional grab bar and waste & overflow.

CODES AND COMPLIANCE

Americh products meet or exceed the following standards:

- Underwriters Laboratories (UL)
- Underwriters Laboratories - Canada (cUL)
- Canadian Standards Association - (CSA)
- ANSI Z124.1 • ANSI A112-19.7
- ANSI A112.19.8 • ASTM F462-79

Contact Americh for additional approvals.

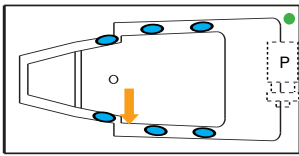
DIMENSIONS

72" x 42" x 19" deep (1780 x 1067 x 483 mm)
 Whirlpool Operating Gallons = 65 (Liters = 245)
 Gallons to Overflow = (Liters =)

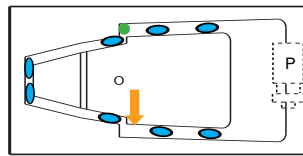
ELECTRICAL REQUIREMENTS

Americh recommends one 20 amp ground fault circuit interrupter (GFCI) for each power supply provided with the bathtub.

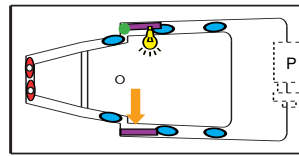
Builder Series



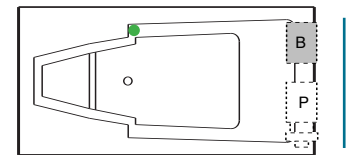
Luxury Series



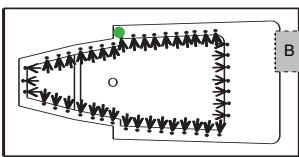
Platinum Series



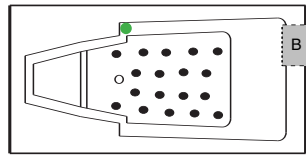
Combination (pump and blower location only)



Airbath System II



Airbath System III



LEGEND:

- P PUMP
- B BLOWER
- JET
- ROTARY JET
- DUAL SUCTION
- LIGHT
- ON/OFF CONTROL
- GRAB BAR
- ACCESS PANEL (MINIMUM 16" x 20")

A C C E S S O R I E S													
Apron	Grab Bars					Pillow				Neck Massage	Tile Flange	Installation	
	9"	14"	16"	Madison	Rail	13"	17"	Angle	Head Support Systems			Deck Mount	Undermount
•	•	•	•		•	•		•	•		•	Yes	Yes

• = option is available ■ = standard on Platinum Series □ = option is not available

INSTALLATION TIPS

- Install product according to our Owners manual and local codes.
- All units with an Airbath III may be 1 1/2 - 2 1/2" higher than stated.
- All whirlpool or Airbath™ unit requires an access panel.
- Hot water supply should be 65-75% of tub capacity or greater. Always consult your local plumber for recommendations as installations will vary.
- When ordering for undermount installation, always advise Americh to assure there are no issues with deck mounted controls.
- Cut-out dimension: 70" x 40"