

AMERICH[®]

MEZZALUNA™ 6032 RH



DIMENSIONS

60" x 32" x 18" (1524 x 813 x 457 mm)

The Radius of the apron is 78" or 45 Degrees

Whirlpool Operating Gallons = 40 (Liters = 151)

Gallon to Overflow = 65 (Liters = 246)

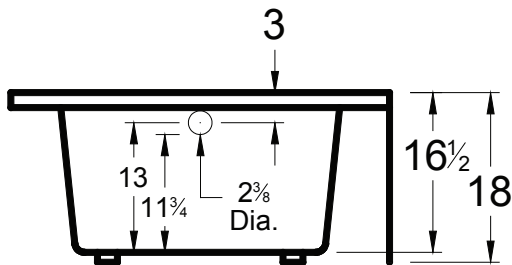
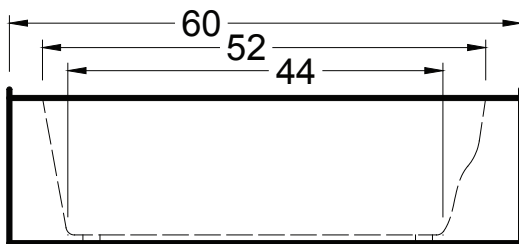
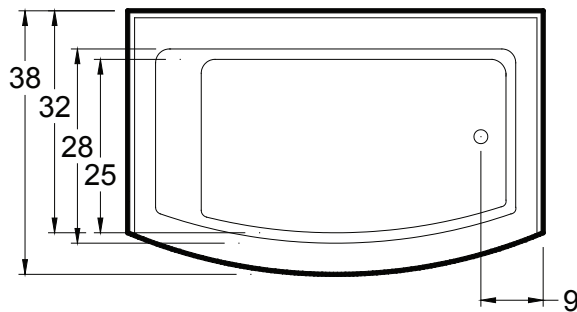
MATERIAL

Acrylic

TUB FLOOR

Textured

UNDERMOUNT: No



APPROVALS & COMPLIANCE



Americh products meet or exceed the following standards:

- Underwriters Laboratories (UL)
- Underwriters Laboratories - Canada (cUL)
- Canadian Standards Association - (CSA)
- ANSI Z124.1 • ANSI A112-19.7
- ANSI A112.19.8

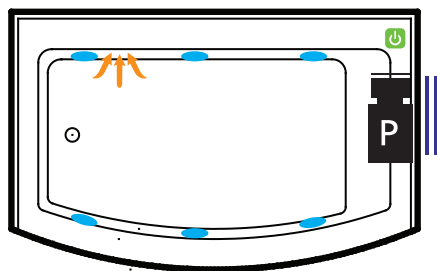
Contact Americh for additional approvals.

STANDARD EQUIPMENT

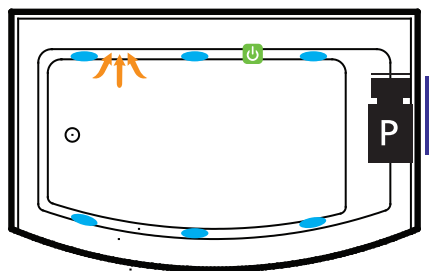
- Apron
- Molded Tile Flange
- Adjustable Feet

BATHING SYSTEMS

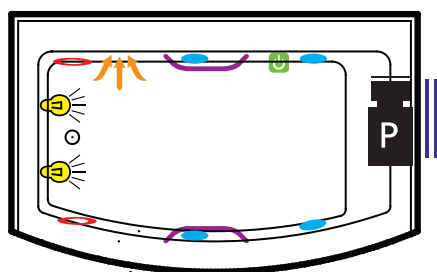
LEGEND



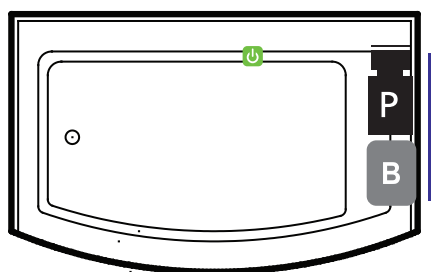
Builder Series



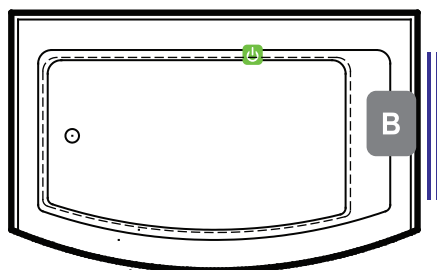
Luxury Series



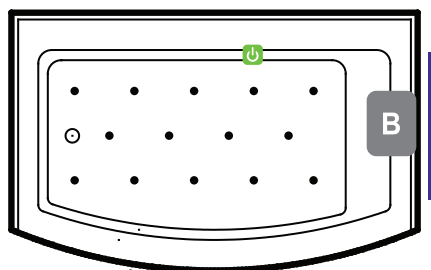
Platinum Series



Combination
(pump and blower location only)



Airbath System II



Airbath System III



Pump



Blower



Jet



Rotary Jet



Suction



Light



ON/OFF Control



Grab Bar



Access Panel
(Minimum 16" X 20")

OPTIONAL ACCESSORIES

- Chromatherapy*
- Grab Bars: 9" * - 14" - 16"
- High Density Insulation*
- iBath Sound System
- Inline Heater (whirlpool only)
- Jets: Additional or Rotary*
- Ozone System (whirlpool and/or Airbath only)
- Pillows: 12" * - Angle
- Remote Control Upgrade (select series only)
- Syllent Pump with Heated Air*
- Thermal Comfort System (TCS cannot be used with VSM)
- Trim Kit Upgrade*
- Vibro Sonic Massage (VSM cannot be used with TCS)
- Waste & Overflows Upgrades
 - Cable Drive Waste & Overflow*
 - PVC Waste & Overflow+
 - Linear Waste & Overflow

INSTALLATION TIPS

- Install according to Owner's Manual and local codes..
- Any whirlpool or Airbath® unit requires an access panel.
- Hot water supply should be 65-75% of tub capacity or greater.
- Always consult your local plumber for recommendations as installations will vary.
- The combination of multiple systems and options may require components to stick out and/or be remotely installed in the field.

ELECTRICAL REQUIREMENTS

Americh recommends one 20 amp ground fault circuit interrupter (GFCI) for each power supply provided with the bathtub.

(* Standard on Platinum Series (+) Standard on Luxury Series