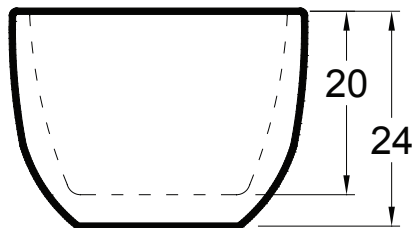
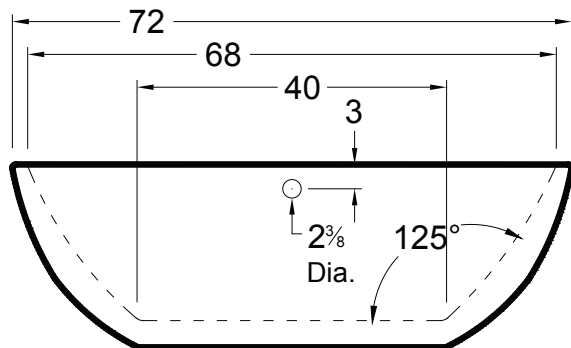
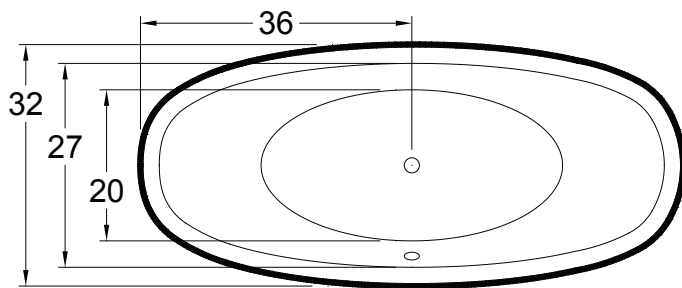


AMERICH[®]

CONTURA[®] II 7232



DIMENSIONS

72" x 32" x 24" (1829 x 813 x 610 mm)
 Gallon to Overflow = 95 (Liters = 360)
 Factory installed integral drain.

MATERIAL

Acrylic

TUB FLOOR

Non-Textured

UNDERMOUNT: No

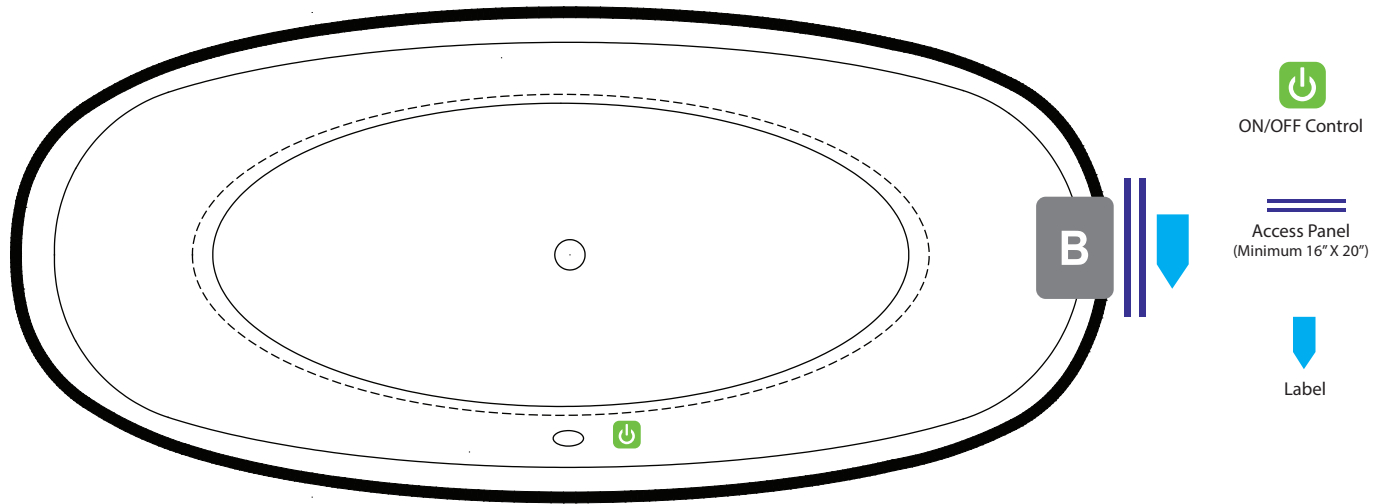
APPROVALS & COMPLIANCE



Americh products meet or exceed the following standards:

- Underwriters Laboratories (UL)
- Underwriters Laboratories - Canada (cUL)
- Canadian Standards Association - (CSA)
- ANSI Z124.1 • ANSI A112-19.7
- ANSI A112.19.8

Contact Americh for additional approvals.



Airbath System II

Factory installed blower may only be placed in this location.

STANDARD EQUIPMENT

- Integral Waste & Overflow with Polished Chrome trim
Available with polished brass, polished nickel, satin nickel, oil rubbed bronze or white trim at no additional charge if specified at the time of order. Requests after order is shipped are subject to a \$75 list charge for trim
- Lift bag is provided

INSTALLATION TIPS

1. Install according to Owner's Manual and local codes.
2. Airbath V units may be 1½" - 2½" higher than stated.
3. Any whirlpool or Airbath® unit requires an access panel.
4. Hot water supply should be 65-75% of tub capacity or greater.
5. Always consult your local plumber for recommendations as installations will vary.

OPTIONAL ACCESSORIES

- Chromatherapy
- Pillow: 12"
- Remote Control Upgrade
- Waste & Overflow Upgrades
- Linear Waste & Overflow

ELECTRICAL REQUIREMENTS

Americh recommends one 20 amp ground fault circuit interrupter (GFCI) for each power supply provided with the bathtub.